

# Sexual Violence Services in Virginia - VAdata Report

Sexual Violence Services 1/1/2013 - 12/31/2013

## Persons Receiving Sexual Violence Advocacy Services

Results	Total
Total Adults Served	5,175
Total Child/Youth Served	1,752

## Hotline Contacts (callers may have described more than 1 issue)

Results	Total
Number of Sexual Violence Presenting Calls	10,350
% of Sexual Violence presenting hotline calls where the sexual violence was perpetrated against children	37%
Number of Domestic Violence Presenting Calls	39,191
Number of Other Service Calls (where no Sexual or Domestic Violence reported)	20,054
<b>Total Number of Hotline Calls</b>	<b>65,667</b>


# Sexual Violence Services in Virginia - VAdata Report

Sexual Violence Services 1/1/2013 - 12/31/2013

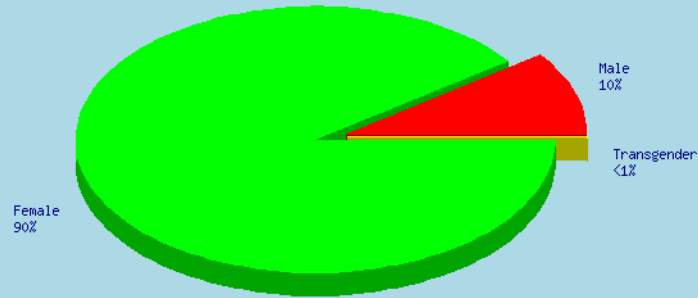
Advocacy Services: Adults

## 5,175 Adults Received 74,301 Hours of Sexual Violence Advocacy Services

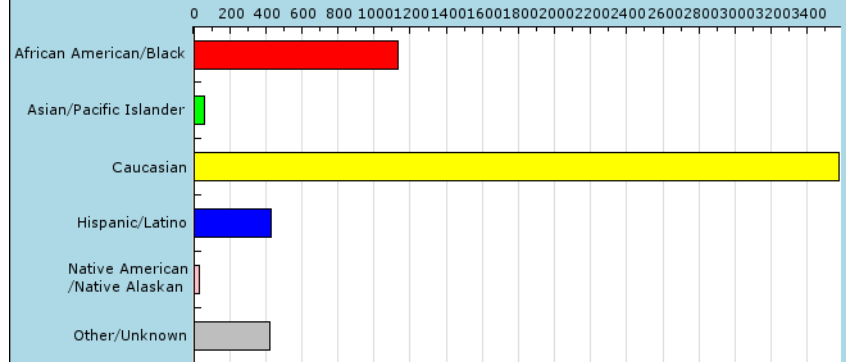
Number Of Adults By Type Of Service Received



Percentage Of Adults By Gender



Number Of Adults By Race/Ethnicity



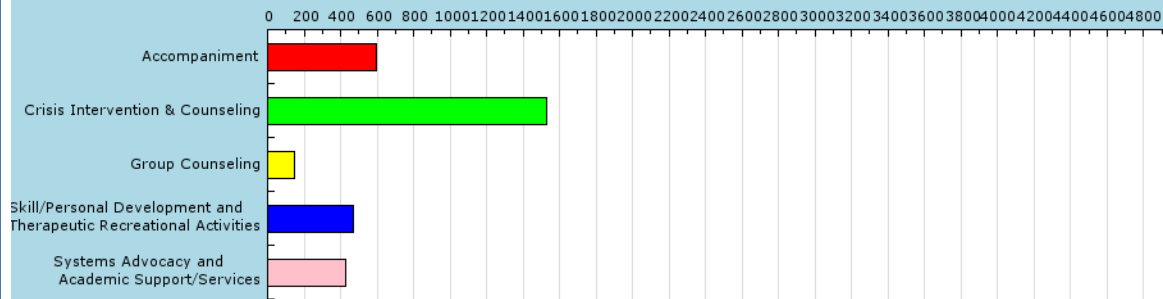
# Sexual Violence Services in Virginia - VAdata Report

Sexual Violence Services 1/1/2013 - 12/31/2013

Advocacy Services: Children

## 1,752 Children Received 39,798 Hours of Sexual Violence Advocacy Services

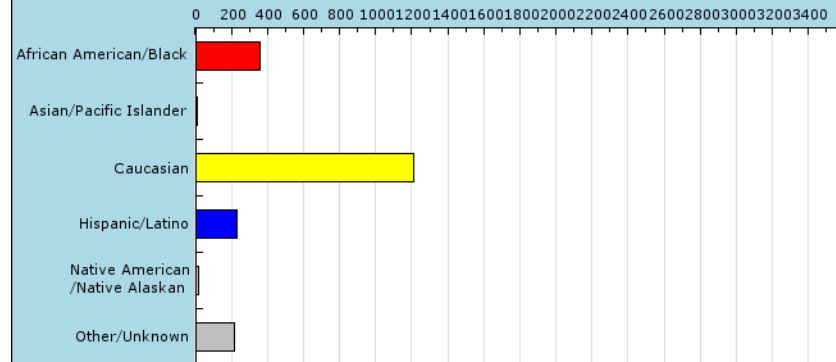
Number Of Children By Type Of Service Received



Percentage Of Children By Gender



Number Of Children By Race/Ethnicity



# Sexual Violence Services in Virginia - VAdata Report

Sexual Violence Services 1/1/2013 - 12/31/2013

## Safety and Risk Factors Reported By Victims

26% of people receiving advocacy services reported the perpetrator used a weapon, including a firearm against the victim.

25% of people receiving advocacy services reported the victim missed time from work/school and/or a loss of income as a result of sexual violence.

55% of people receiving advocacy services reported the presenting sexual violence experience to police.

## Impact of Services Provided

87% of hotline callers reported the services received were helpful.

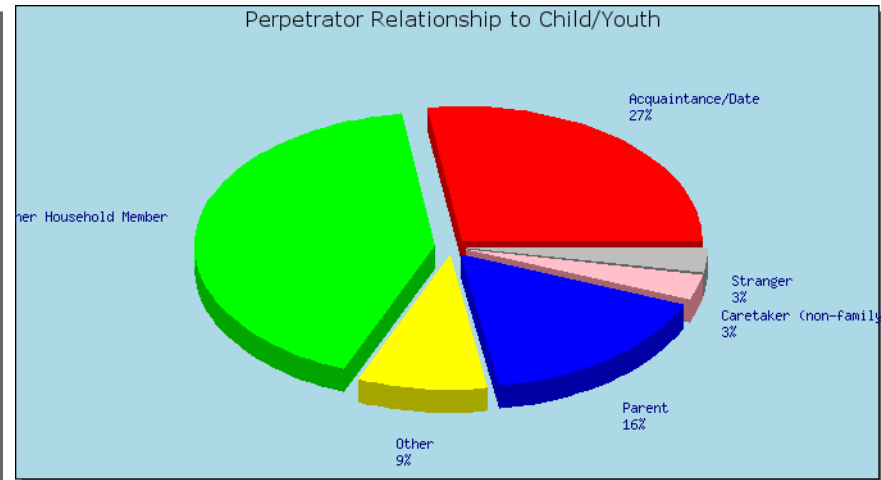
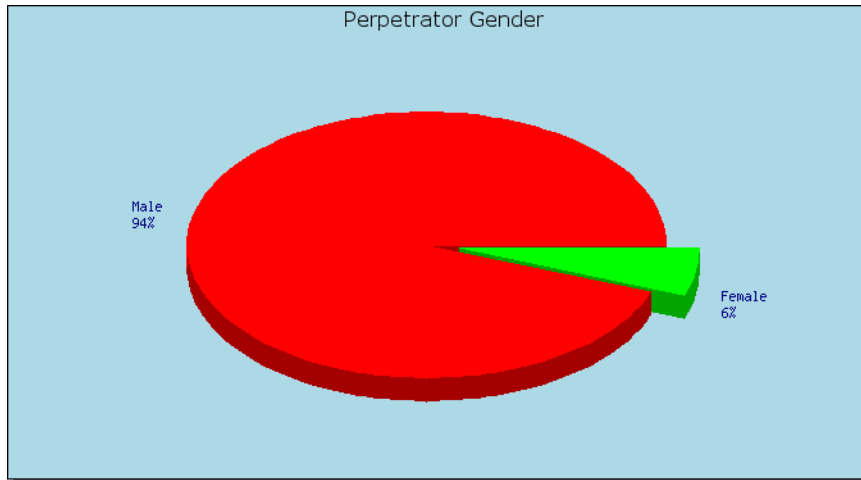
91% of people who reported sexual violence had an impact on their emotional/mental well-being received counseling/advocacy services.

# Sexual Violence Services in Virginia - VAdata Report

Sexual Violence Services 1/1/2013 - 12/31/2013

Perpetrator Information

## Perpetrators of Sexual Violence Against Children & Youth



## Perpetrators of Sexual Violence Against Adults

