

# Domestic Violence Services in Virginia - VAdata Report

Domestic Violence Services 1/1/2013 - 12/31/2013

## Persons Receiving Domestic Violence Advocacy Services

Results	Total
Total Adults Served	16,193
Total Children/Youth Served	4,056

## Hotline Contacts (callers may have described more than 1 issue)

Results	Total
Number of Domestic Violence Presenting Calls	39,191
Number of Sexual Violence Presenting Calls	10,350
Number of Other Service Calls (where no SV or DV reported)	20,054
Total Number of Hotline Calls	65,667

# Domestic Violence Services in Virginia - VAdata Report

Domestic Violence Services 1/1/2013 - 12/31/2013

## Emergency Shelter

Results	Total
Adults in Emergency Shelter	3,281
Children in Emergency Shelter	2,677
Nights of Emergency Shelter Provided to Adults	100,386
Nights of Emergency Shelter Provided to Children	88,283
Total Nights of Emergency Shelter Provided	188,669
Total Requests for Shelter When Shelter Was Full	3,639

## Transitional Housing Services

Results	Total
Number of Adults Housed	170
Number of Children Housed	168
Nights of Housing Provided to Adults	45,171
Nights of Housing Provided to Children	47,346
Total Nights of Housing Provided	92,517

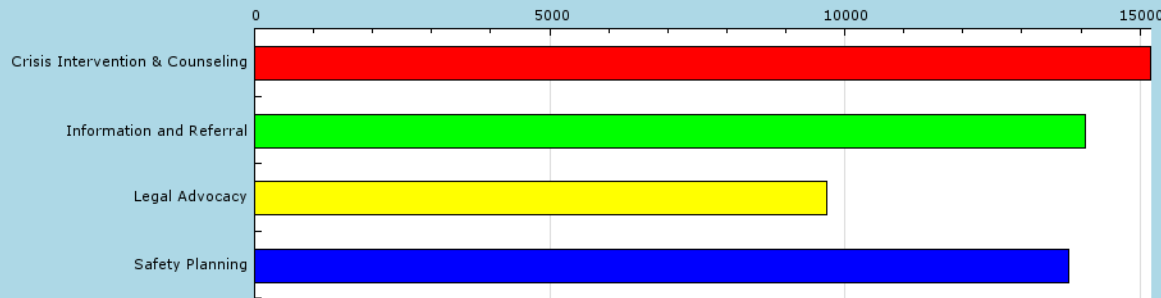
# Domestic Violence Services in Virginia - VAdata Report

Domestic Violence Services 1/1/2013 - 12/31/2013


Advocacy Services: Adults

## 16,193 Adults Received 114,531 Hours Of Domestic Violence Advocacy Services

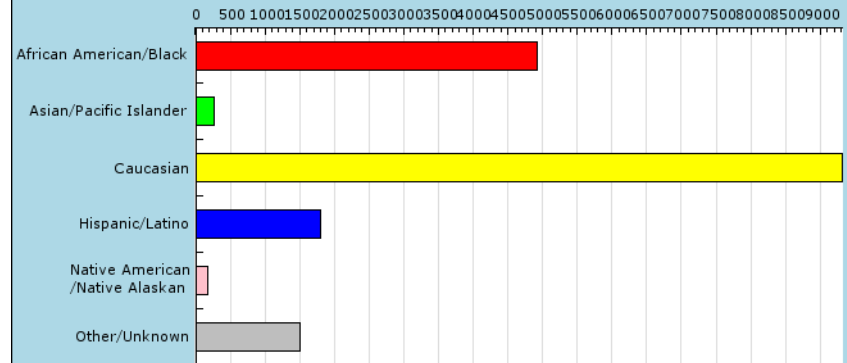
Number Of Adults By Type Of Service Received



Percentage of Adults by Gender



Number Of Adults By Race/Ethnicity



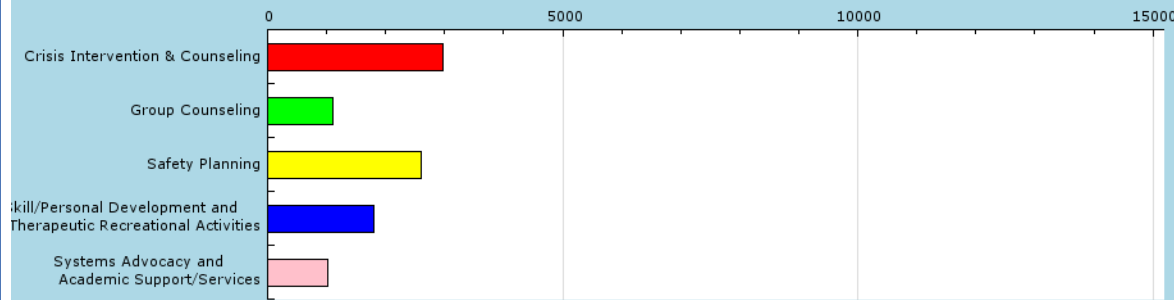
# Domestic Violence Services in Virginia - VAdata Report

Domestic Violence Services 1/1/2013 - 12/31/2013

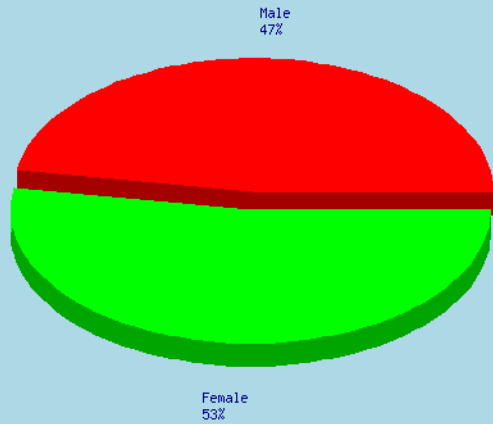
Advocacy Services: Children

## 4,056 Children Received 39,531 Hours Of Domestic Violence Advocacy Services


Number Of Children By Type Of Service Received



Percentage of Children by Gender



Number Of Children By Race/Ethnicity



# Domestic Violence Services in Virginia - VAdata Report

Domestic Violence Services 1/1/2013 - 12/31/2013

## Safety and Risk Factors Reported By Victims

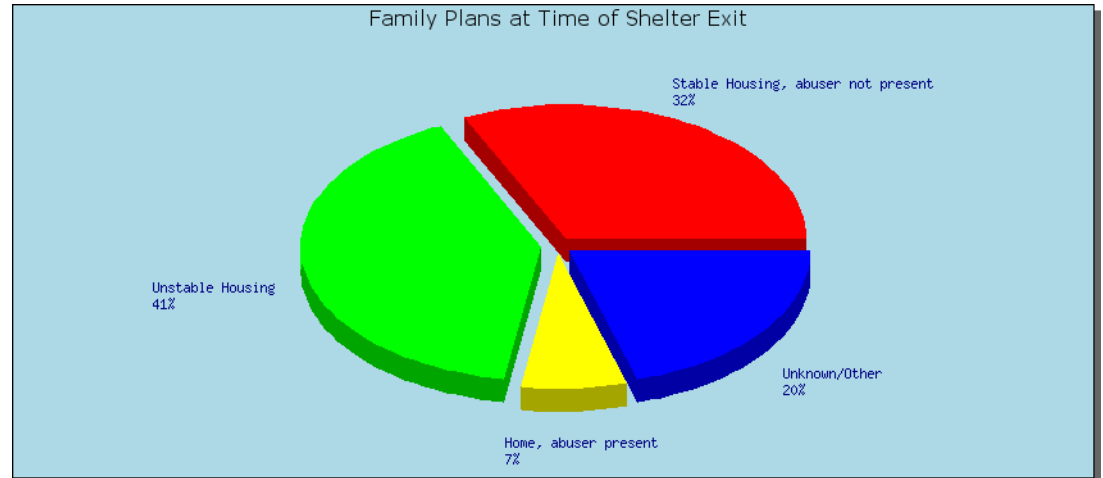
- 19% of people receiving advocacy services reported the perpetrator used a weapon, including a firearm against the victim.
- 30% of people receiving advocacy services had to relocate or became homeless as a result of domestic violence.
- 51% of people receiving advocacy services reported the presenting domestic violence experience to police.

## Impact Of Services Provided

- 87% of hotline callers reported the services received were helpful.
- 69% of children or their parents received safety planning specific to the children.
- 92% of adults who had at least one identified risk factor specific to domestic violence received safety planning.

## Family Plans At Time Of Shelter Exit

Stable Housing = Self-Supported or Transitional Housing  
Unstable Housing = Residence of friend/relative, other shelter, left area

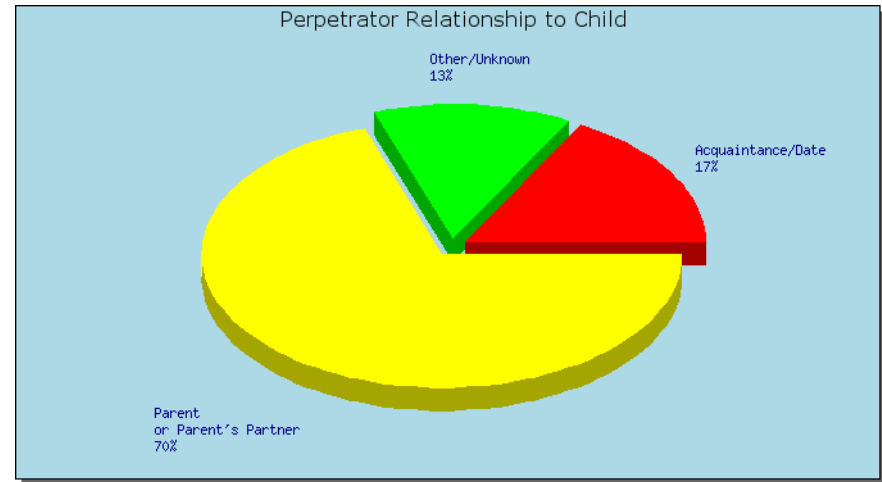
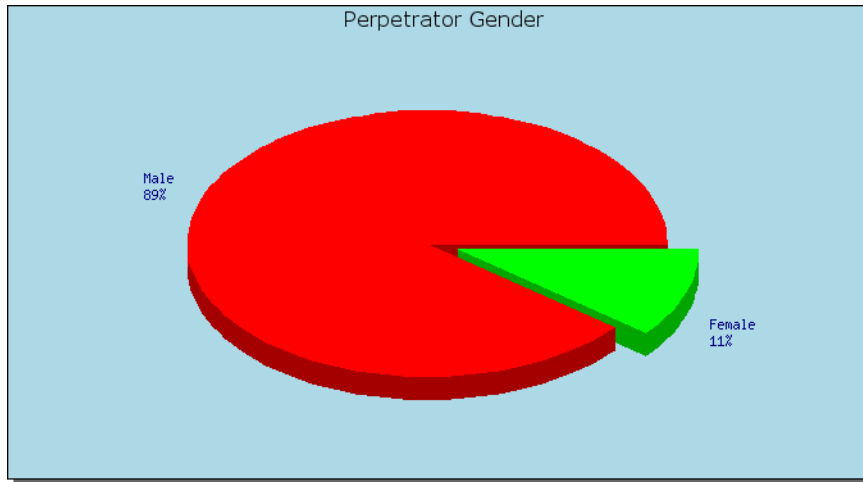


# Domestic Violence Services in Virginia - VAdata Report

Domestic Violence Services 1/1/2013 - 12/31/2013

Perpetrator Information

## Perpetrators of Domestic Violence Perpetrated Against Children and Youth (includes children exposed to domestic violence)



## Perpetrators of Domestic Violence Against Adults

