

Sexual Violence Services in Virginia - VAdata Report

Sexual Violence Services

1/1/2022 - 12/31/2022

Persons Receiving Sexual Violence Advocacy Services

Results	Total
Total Adults Served	5,088
Total Child/Youth Served	1,631

Hotline Contacts (callers may have described more than 1 issue)

Results	Total
Number of Sexual Violence Presenting Calls	10,540
% of Sexual Violence presenting hotline calls where the sexual violence was perpetrated against children	26%
Number of Domestic Violence Presenting Calls	41,691
Number of Other Service Calls (where no Sexual or Domestic Violence reported)	30,697
Total Number of Hotline Calls	78,955

Sexual Violence Services in Virginia - VAdata Report

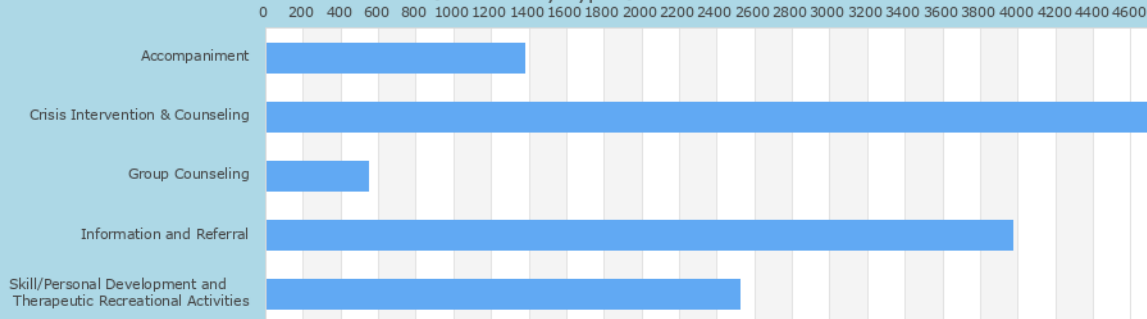
Sexual Violence Services

1/1/2022 - 12/31/2022


5,088 Adults Received 55,674 Hours of Sexual Violence Advocacy Services

Advocacy Services: Adults

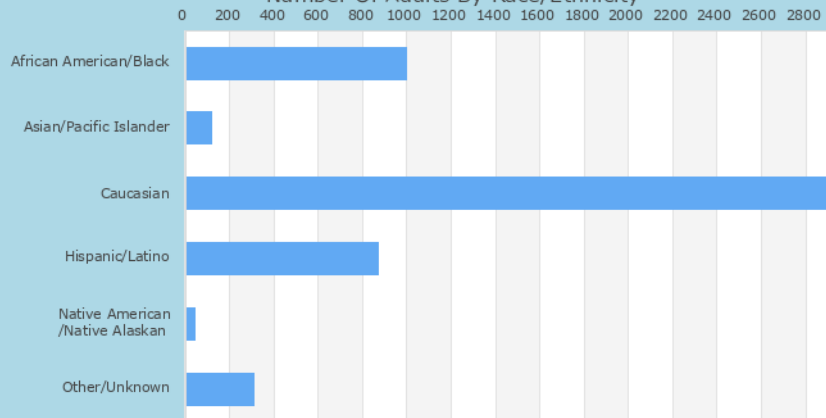
Number Of Adults By Type Of Service Received



Percentage Of Adults By Gender



Number Of Adults By Race/Ethnicity



Sexual Violence Services in Virginia - VAdata Report

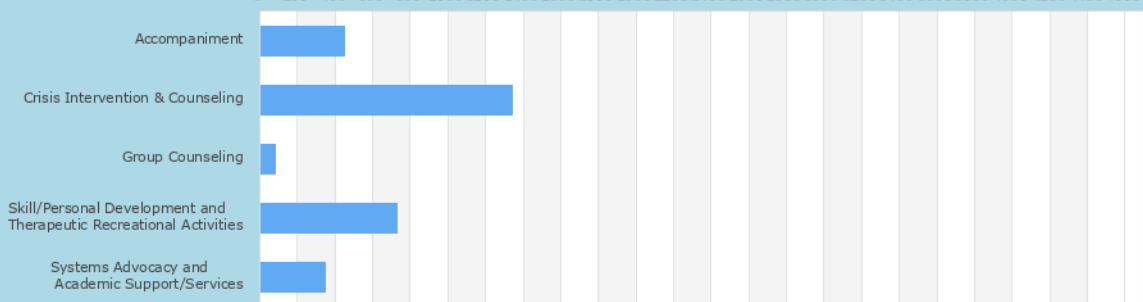
Sexual Violence Services

1/1/2022 - 12/31/2022

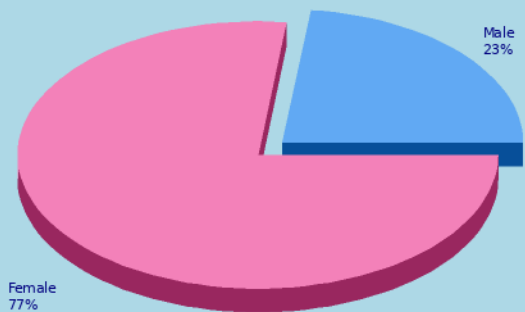
Advocacy Services: Children

1,631 Children Received 10,007 Hours of Sexual Violence Advocacy Services

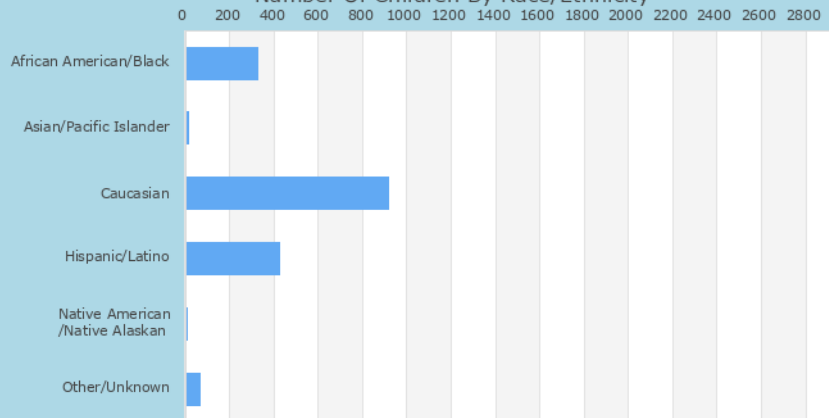
Number Of Children By Type Of Service Received



Percentage Of Children By Gender



Number Of Children By Race/Ethnicity



Sexual Violence Services in Virginia - VAdata Report

Sexual Violence Services

1/1/2022 - 12/31/2022

Safety and Risk Factors Reported By Victims

29% of people receiving advocacy services reported the perpetrator used a weapon, including a firearm against the victim.

22% of people receiving advocacy services reported the victim missed time from work/school and/or a loss of income as a result of sexual violence.

73% of people receiving advocacy services who have been assaulted within the past 30 days who reported the presenting sexual violence experience to police.

Impact of Services Provided

76% of hotline callers reported the services received were helpful.

87% of people who reported sexual violence had an impact on their emotional/mental well-being received counseling/advocacy services.

Sexual Violence Services in Virginia - VAdata Report


Sexual Violence Services

1/1/2022 - 12/31/2022

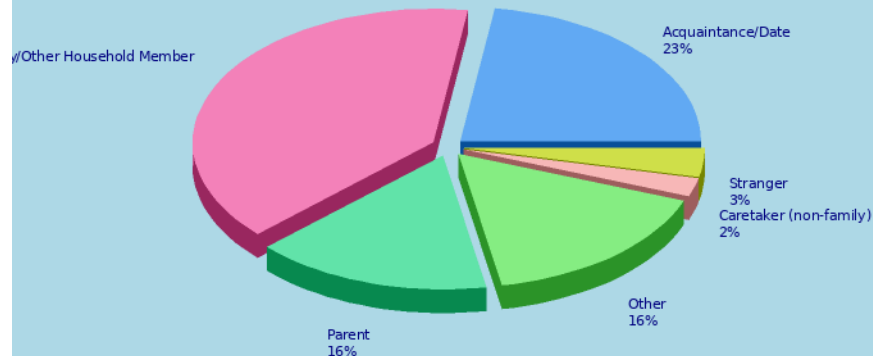
Perpetrator Information

Perpetrators of Sexual Violence Against Children & Youth

Perpetrator Gender




Perpetrator Relationship to Child/Youth



Perpetrators of Sexual Violence Against Adults

Perpetrator Gender



Perpetrator Relationship to Adult

