

# Domestic Violence Services in Virginia - VAdata Report

Domestic Violence Services

1/1/2022 - 12/31/2022

## Persons Receiving Domestic Violence Advocacy Services

Results	Total
Total Adults Served	19,560
Total Children/Youth Served	5,272

## Hotline Contacts (callers may have described more than 1 issue)

Results	Total
Number of Domestic Violence Presenting Calls	41,691
Number of Sexual Violence Presenting Calls	10,540
Number of Other Service Calls (where no SV or DV reported)	30,697
Total Number of Hotline Calls	78,955

# Domestic Violence Services in Virginia - VAdata Report

## Domestic Violence Services

1/1/2022 - 12/31/2022

### Emergency Shelter

Results	Total
Adults in Emergency Shelter	3,719
Children in Emergency Shelter	2,569
Nights of Emergency Shelter Provided to Adults	130,667
Nights of Emergency Shelter Provided to Children	110,974
Total Nights of Emergency Shelter Provided	241,641
Total Requests for Shelter When Shelter Was Full	708

### Transitional Housing Services

Results	Total
Number of Adults Housed	163
Number of Children Housed	115
Nights of Housing Provided to Adults	52,842
Nights of Housing Provided to Children	34,625
Total Nights of Housing Provided	87,467

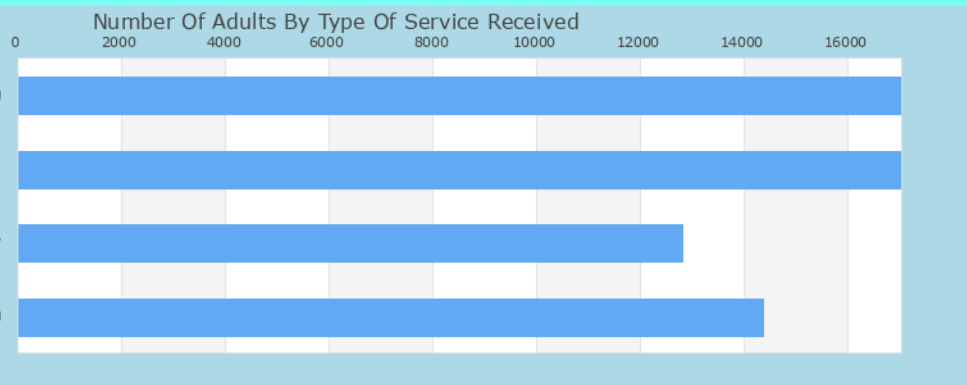
# Domestic Violence Services in Virginia - VAdata Report

Domestic Violence Services


1/1/2022 - 12/31/2022

19,560 Adults Received 190,142 Hours Of Domestic Violence Advocacy Services

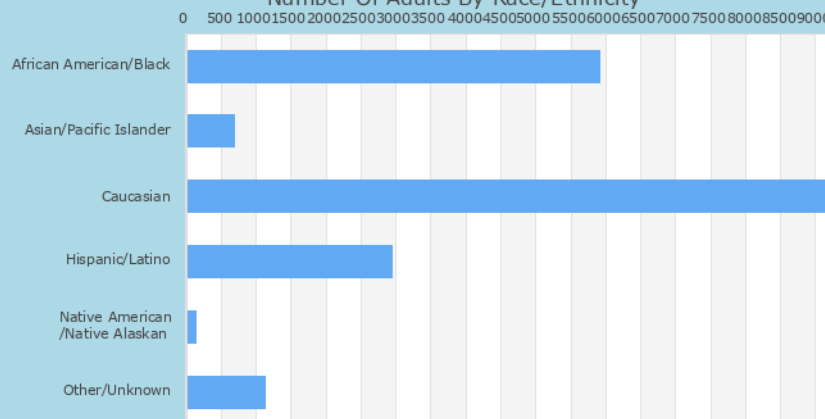
Advocacy Services: Adults



Percentage of Adults by Gender



Number Of Adults By Race/Ethnicity



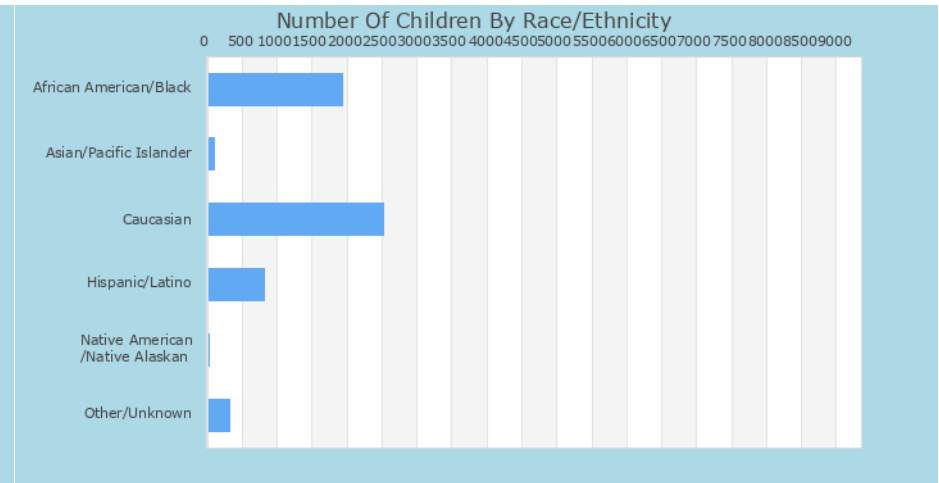
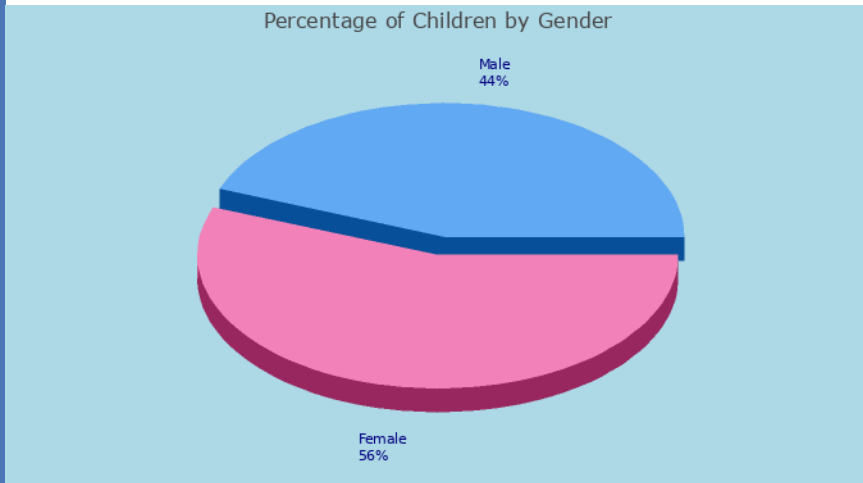
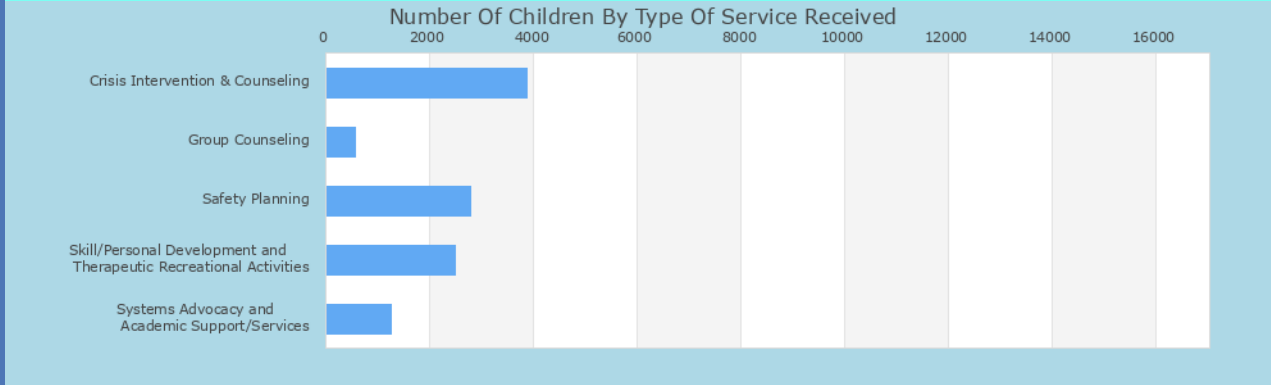
# Domestic Violence Services in Virginia - VAdata Report

Domestic Violence Services

1/1/2022 - 12/31/2022

Advocacy Services: Children

## 5,272 Children Received 38,529 Hours Of Domestic Violence Advocacy Services



# Domestic Violence Services in Virginia - VAdata Report

Domestic Violence Services

1/1/2022 - 12/31/2022

## Safety and Risk Factors Reported By Victims

19% of people receiving advocacy services reported the perpetrator used a weapon, including a firearm against the victim.

26% of people receiving advocacy services had to relocate or became homeless as a result of domestic violence.

73% of people receiving advocacy services who have been assaulted within the past 30 days who reported the presenting domestic violence experience to police

## Impact Of Services Provided

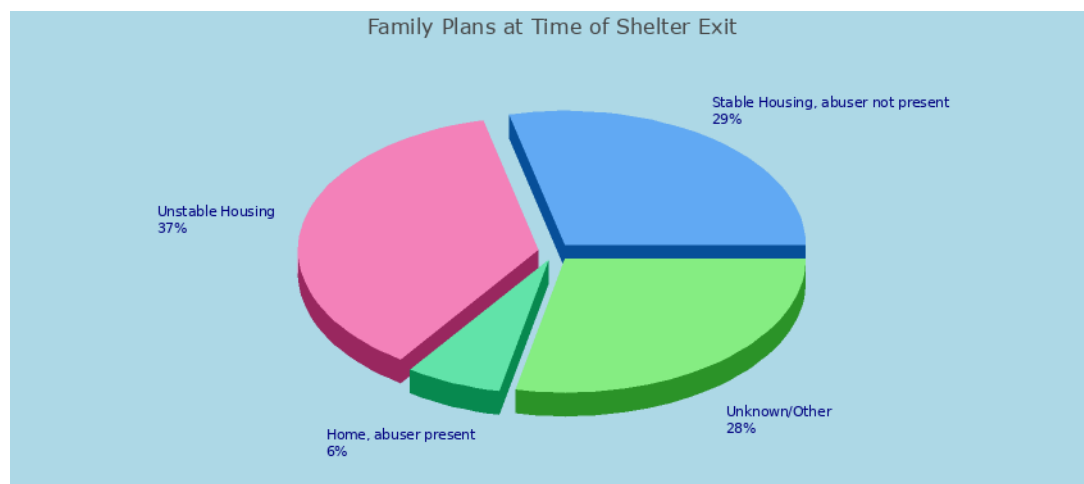
76% of hotline callers reported the services received were helpful.

55% of children or their parents received safety planning specific to the children.

83% of adults who had at least one identified risk factor specific to domestic violence received safety planning.

## Family Plans At Time Of Shelter Exit

Stable Housing = Self-Supported or Transitional Housing  
Unstable Housing = Residence of friend/relative, other shelter, left area



# Domestic Violence Services in Virginia - VAdata Report

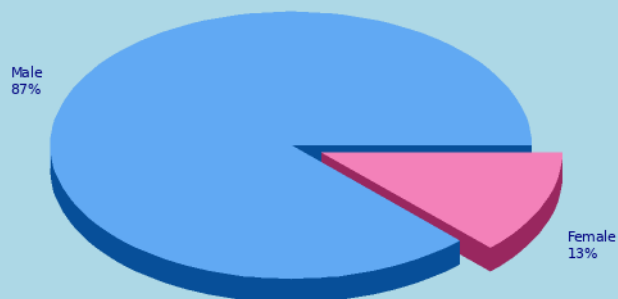
Domestic Violence Services

1/1/2022 - 12/31/2022

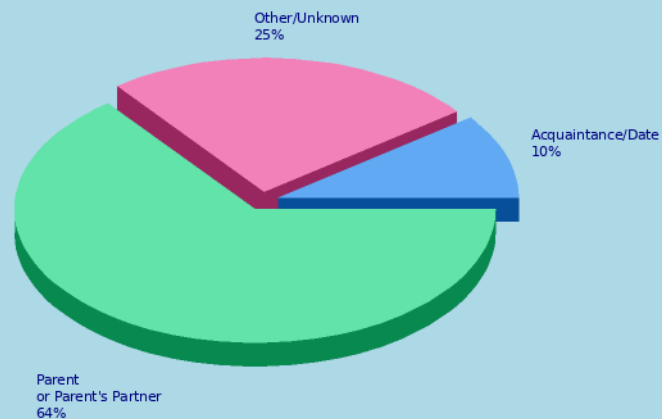
Perpetrator Information

## Perpetrators of Domestic Violence Perpetrated Against Children and Youth (includes children exposed to domestic violence)

Perpetrator Gender

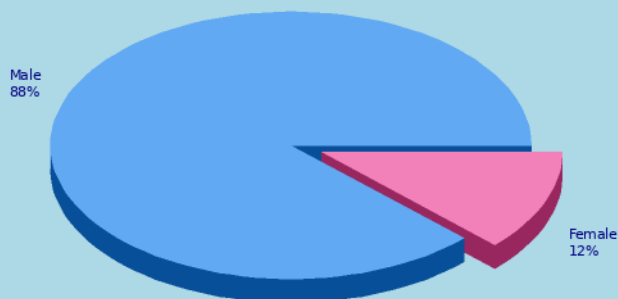


Perpetrator Relationship to Child



## Perpetrators of Domestic Violence Against Adults

Perpetrator Gender



Perpetrator Relationship to Adult

