

Domestic Violence Services in Virginia - VAdata Report

Domestic Violence Services

1/1/2020 - 12/31/2020

Persons Receiving Domestic Violence Advocacy Services

Results	Total
Total Adults Served	19,565
Total Children/Youth Served	4,723

Hotline Contacts (callers may have described more than 1 issue)

Results	Total
Number of Domestic Violence Presenting Calls	40,242
Number of Sexual Violence Presenting Calls	10,653
Number of Other Service Calls (where no SV or DV reported)	23,578
Total Number of Hotline Calls	70,243

Domestic Violence Services in Virginia - VAdata Report

Domestic Violence Services

1/1/2020 - 12/31/2020

Emergency Shelter

Results	Total
Adults in Emergency Shelter	3,393
Children in Emergency Shelter	2,361
Nights of Emergency Shelter Provided to Adults	119,822
Nights of Emergency Shelter Provided to Children	96,903
Total Nights of Emergency Shelter Provided	216,725
Total Requests for Shelter When Shelter Was Full	405

Transitional Housing Services

Results	Total
Number of Adults Housed	180
Number of Children Housed	148
Nights of Housing Provided to Adults	56,170
Nights of Housing Provided to Children	45,815
Total Nights of Housing Provided	101,985

Domestic Violence Services in Virginia - VAdata Report


Domestic Violence Services

1/1/2020 - 12/31/2020


19,565 Adults Received 207,037 Hours Of Domestic Violence Advocacy Services

Advocacy Services: Adults

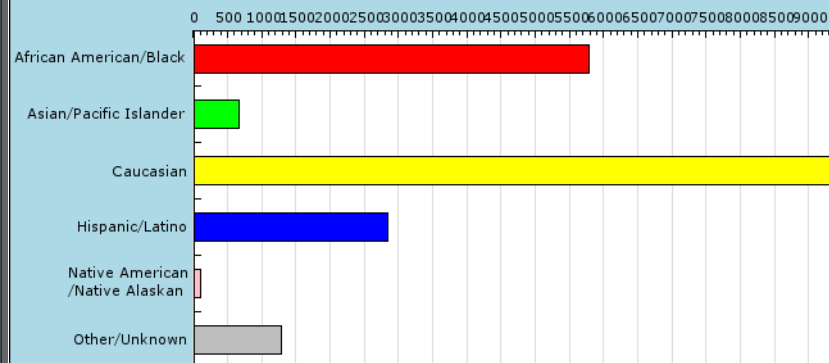
Number Of Adults By Type Of Service Received



Percentage of Adults by Gender



Number Of Adults By Race/Ethnicity



Domestic Violence Services in Virginia - VAdata Report


Domestic Violence Services

1/1/2020 - 12/31/2020

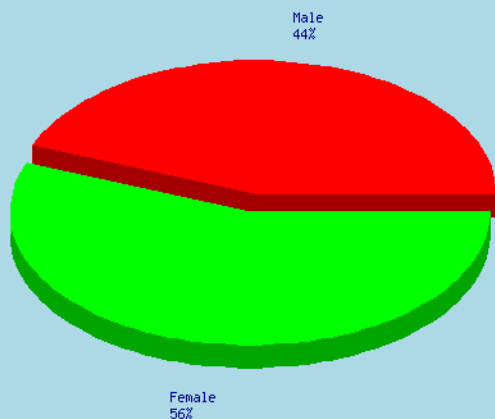
Advocacy Services: Children

4,723 Children Received 35,609 Hours Of Domestic Violence Advocacy Services

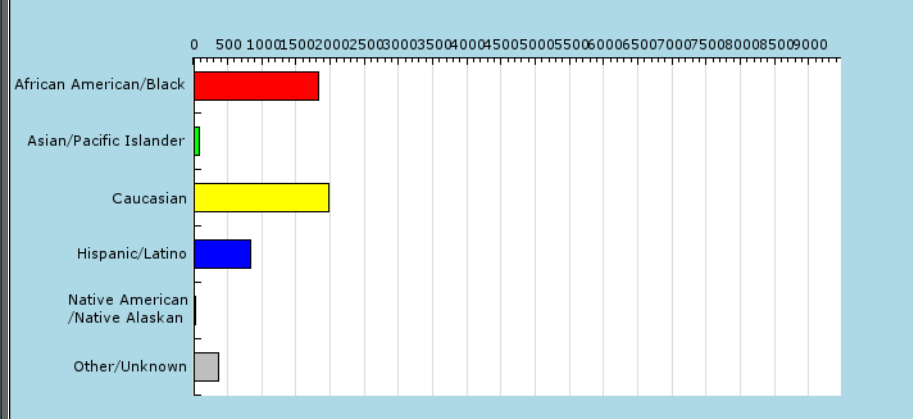
Number Of Children By Type Of Service Received



Percentage of Children by Gender



Number Of Children By Race/Ethnicity



Domestic Violence Services in Virginia - VAdata Report

Domestic Violence Services

1/1/2020 - 12/31/2020

Safety and Risk Factors Reported By Victims

21% of people receiving advocacy services reported the perpetrator used a weapon, including a firearm against the victim.

28% of people receiving advocacy services had to relocate or became homeless as a result of domestic violence.

74% of people receiving advocacy services who have been assaulted within the past 30 days who reported the presenting domestic violence experience to police

Impact Of Services Provided

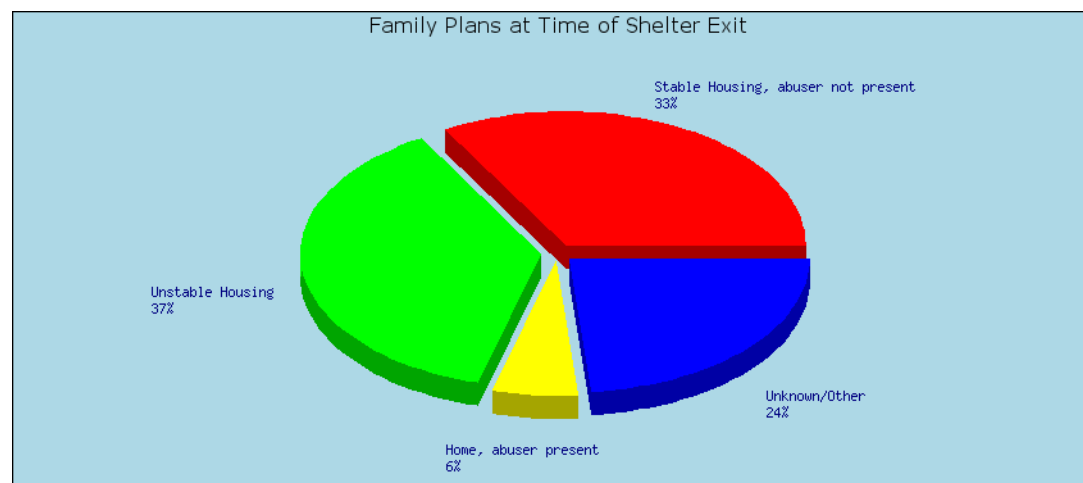
73% of hotline callers reported the services received were helpful.

52% of children or their parents received safety planning specific to the children.

84% of adults who had at least one identified risk factor specific to domestic violence received safety planning.

Family Plans At Time Of Shelter Exit

Stable Housing = Self-Supported or Transitional Housing
Unstable Housing = Residence of friend/relative, other shelter, left area



Domestic Violence Services in Virginia - VAdata Report

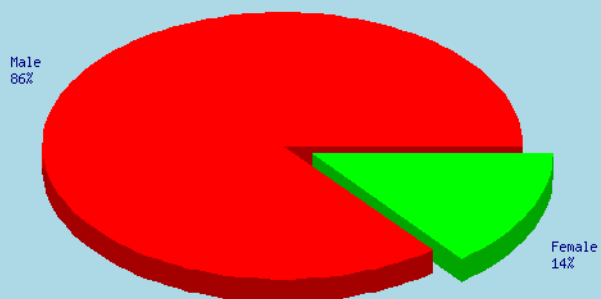
Domestic Violence Services

1/1/2020 - 12/31/2020

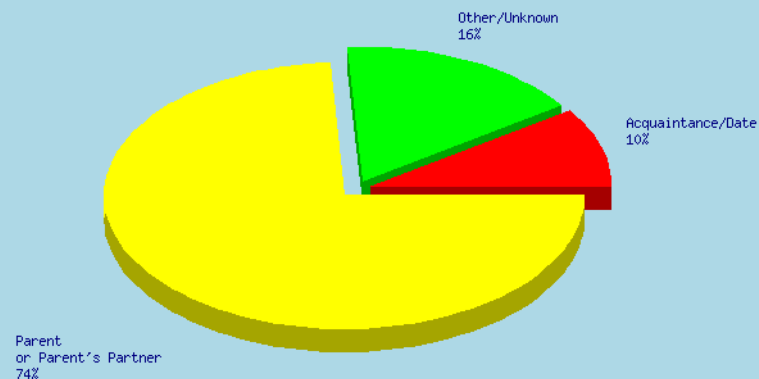
Perpetrator Information

Perpetrators of Domestic Violence Perpetrated Against Children and Youth (includes children exposed to domestic violence)

Perpetrator Gender



Perpetrator Relationship to Child



Perpetrators of Domestic Violence Against Adults

Perpetrator Gender



Perpetrator Relationship to Adult

