

Domestic Violence Services in Virginia - VAdata Report

Domestic Violence Services

1/1/2019 - 12/31/2019

Persons Receiving Domestic Violence Advocacy Services

| Results | Total |
|-----------------------------|--------|
| Total Adults Served | 22,230 |
| Total Children/Youth Served | 5,246 |

Hotline Contacts (callers may have described more than 1 issue)

| Results | Total |
|--|--------|
| Number of Domestic Violence Presenting Calls | 39,681 |
| Number of Sexual Violence Presenting Calls | 9,555 |
| Number of Other Service Calls (where no SV or DV reported) | 22,685 |
| Total Number of Hotline Calls | 68,669 |

Domestic Violence Services in Virginia - VAdata Report

Domestic Violence Services

1/1/2019 - 12/31/2019

Emergency Shelter

| Results | Total |
|--|---------|
| Adults in Emergency Shelter | 3,726 |
| Children in Emergency Shelter | 2,892 |
| Nights of Emergency Shelter Provided to Adults | 121,064 |
| Nights of Emergency Shelter Provided to Children | 107,639 |
| Total Nights of Emergency Shelter Provided | 228,703 |
| Total Requests for Shelter When Shelter Was Full | 846 |

Transitional Housing Services

| Results | Total |
|--|--------|
| Number of Adults Housed | 155 |
| Number of Children Housed | 163 |
| Nights of Housing Provided to Adults | 44,236 |
| Nights of Housing Provided to Children | 37,239 |
| Total Nights of Housing Provided | 81,475 |

Domestic Violence Services in Virginia - VAdata Report


Domestic Violence Services

1/1/2019 - 12/31/2019


22,230 Adults Received 219,181 Hours Of Domestic Violence Advocacy Services

Advocacy Services: Adults

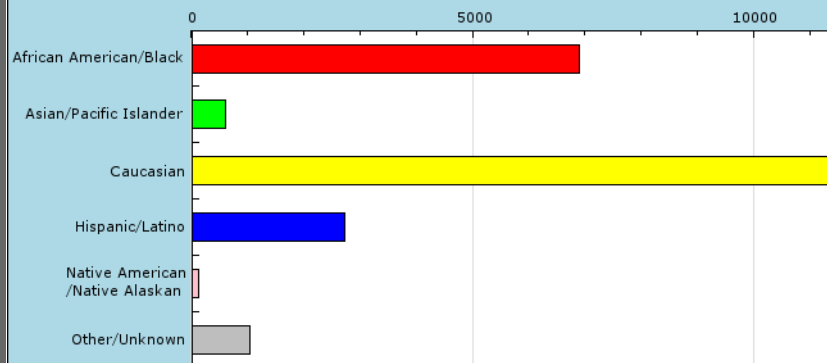
Number Of Adults By Type Of Service Received



Percentage of Adults by Gender



Number Of Adults By Race/Ethnicity



Domestic Violence Services in Virginia - VAdata Report

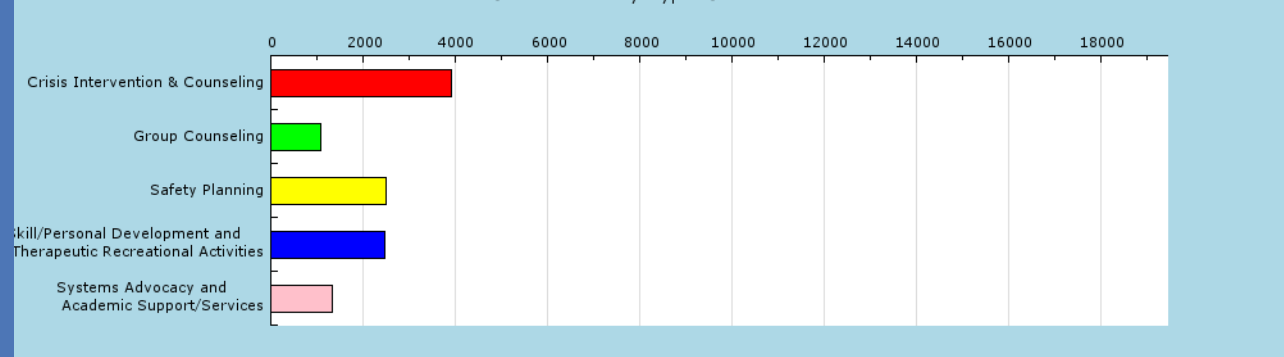
Domestic Violence Services

1/1/2019 - 12/31/2019

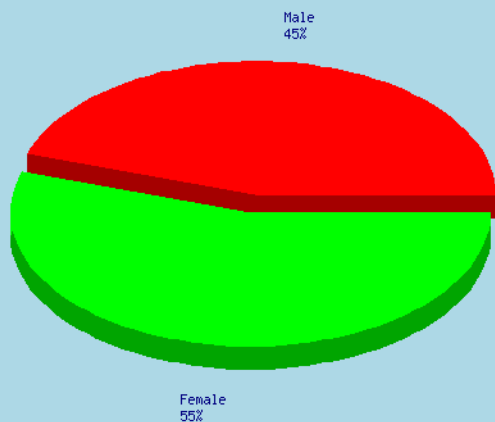
Advocacy Services: Children

5,246 Children Received 50,950 Hours Of Domestic Violence Advocacy Services

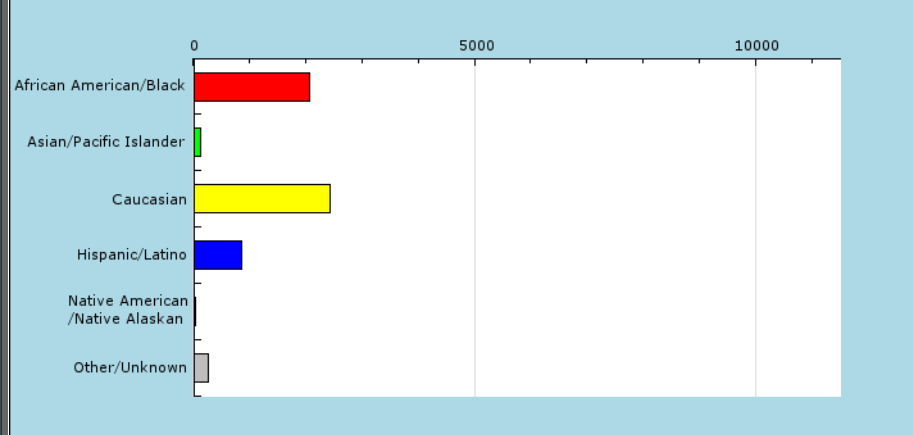
Number Of Children By Type Of Service Received



Percentage of Children by Gender



Number Of Children By Race/Ethnicity



Domestic Violence Services in Virginia - VAdata Report

Domestic Violence Services

1/1/2019 - 12/31/2019

Safety and Risk Factors Reported By Victims

20% of people receiving advocacy services reported the perpetrator used a weapon, including a firearm against the victim.

27% of people receiving advocacy services had to relocate or became homeless as a result of domestic violence.

74% of people receiving advocacy services who have been assaulted within the past 30 days who reported the presenting domestic violence experience to police

Impact Of Services Provided

73% of hotline callers reported the services received were helpful.

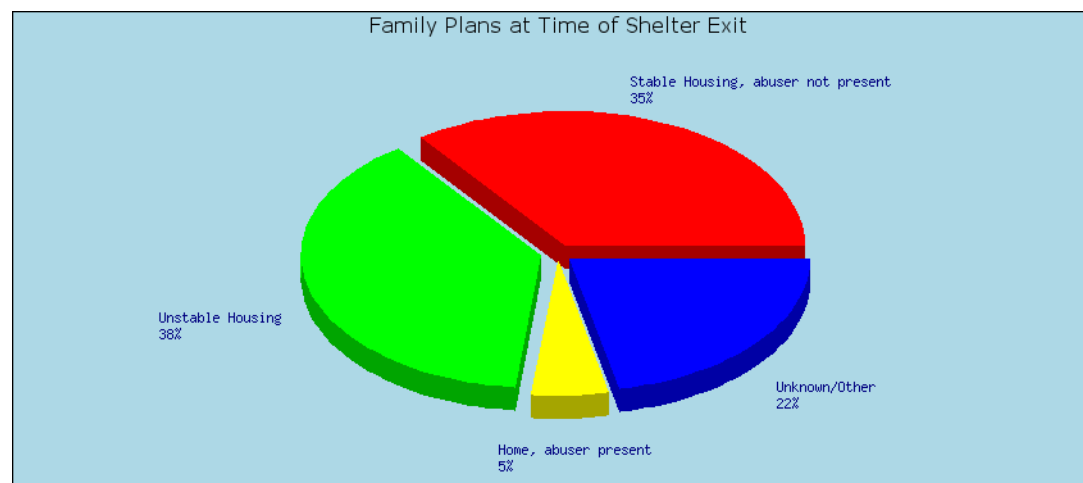
52% of children or their parents received safety planning specific to the children.

84% of adults who had at least one identified risk factor specific to domestic violence received safety planning.

Family Plans At Time Of Shelter Exit

Stable Housing = Self-Supported or Transitional Housing

Unstable Housing = Residence of friend/relative, other shelter, left area



Domestic Violence Services in Virginia - VAdata Report

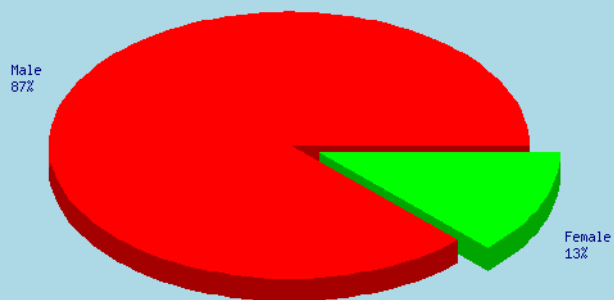
Domestic Violence Services

1/1/2019 - 12/31/2019

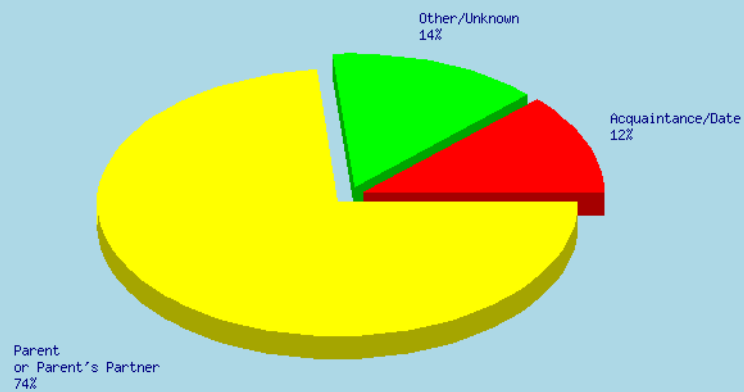
Perpetrator Information

Perpetrators of Domestic Violence Perpetrated Against Children and Youth (includes children exposed to domestic violence)

Perpetrator Gender

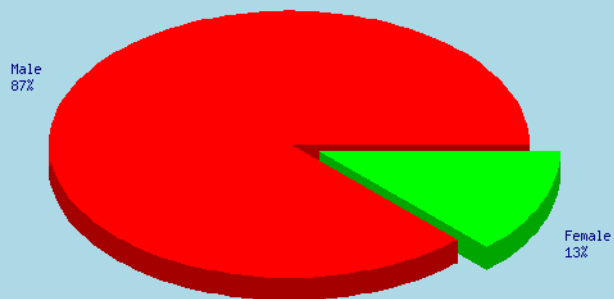


Perpetrator Relationship to Child



Perpetrators of Domestic Violence Against Adults

Perpetrator Gender



Perpetrator Relationship to Adult

