Domestic Violence Services in Virginia - VAdata Report

Domestic Violence Services 1/1/10 - 12/31/10

Persons Receiving Domestic Violence Advocacy Services

Localities	Total
Total Adults Served	14,100
Total Children/Youth Served	4,368

Hotline Contacts (callers may have described more than 1 issue)

Localities	Total
Number of Domestic Violence Presenting Calls	37,588
Number of Sexual Violence Presenting Calls	8,199
Number of Other Service Calls (where no SV or DV reported)	18,417
Total Number of Hotline Calls	61,860

Domestic Violence Services in Virginia - VAdata Report

Domestic Violence Services 1/1/10 - 12/31/10

Emergency Shelter

Localities	Total
Adults in Emergency Shelter	3,649
Children in Emergency Shelter	2,612
Nights of Emergency Shelter Provided to Adults	106,282
Nights of Emergency Shelter Provided to Children	82,700
Total Nights of Emergency Shelter Provided	188,982
Total Requests for Shelter When Shelter Was Full	2,571

Transitional Housing Services

Localities	Total
Number of Adults Housed	163
Number of Children Housed	171
Nights of Housing Provided to Adults	33,009
Nights of Housing Provided to Children	40,473
Total Nights of Housing Provided	73,482

Domestic Violence Services in Virginia - VAdata Report

Domestic Violence Services 1/1/10 - 12/31/10

Advocacy Services: Adults

14,100 Adults Received 176,895 Hours Of Domestic Violence Advocacy Services

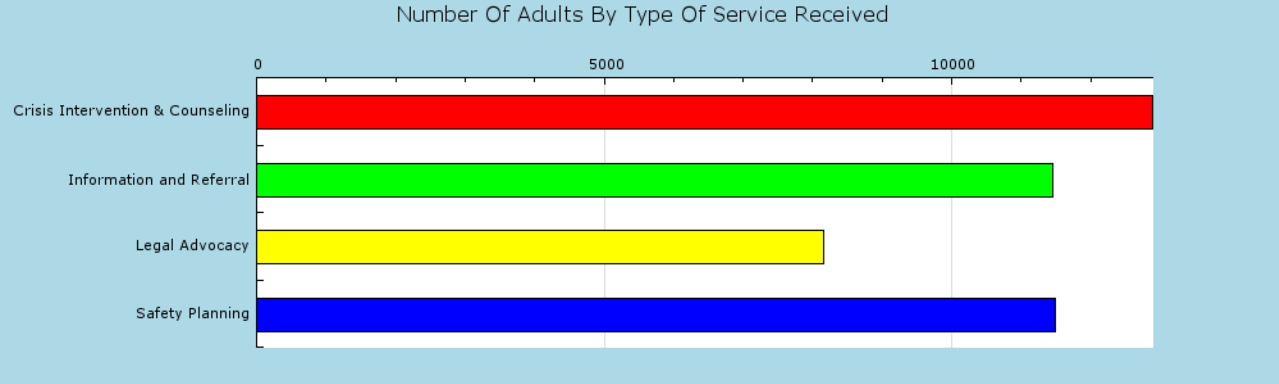

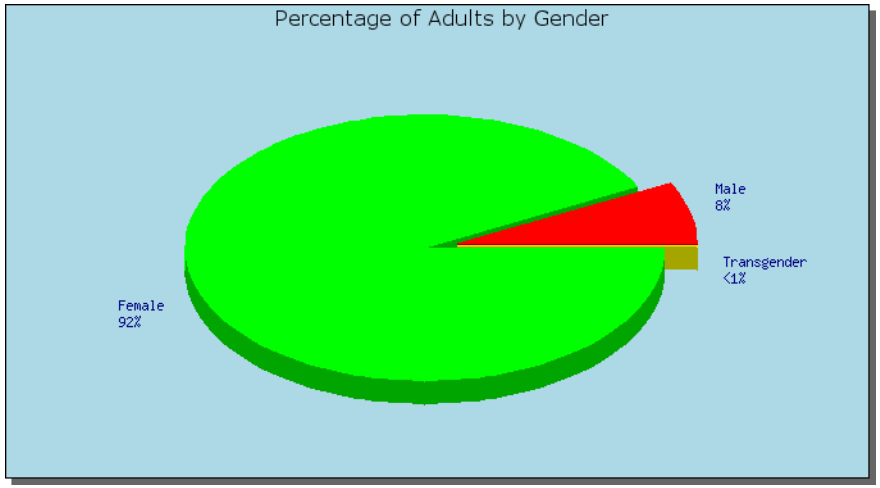

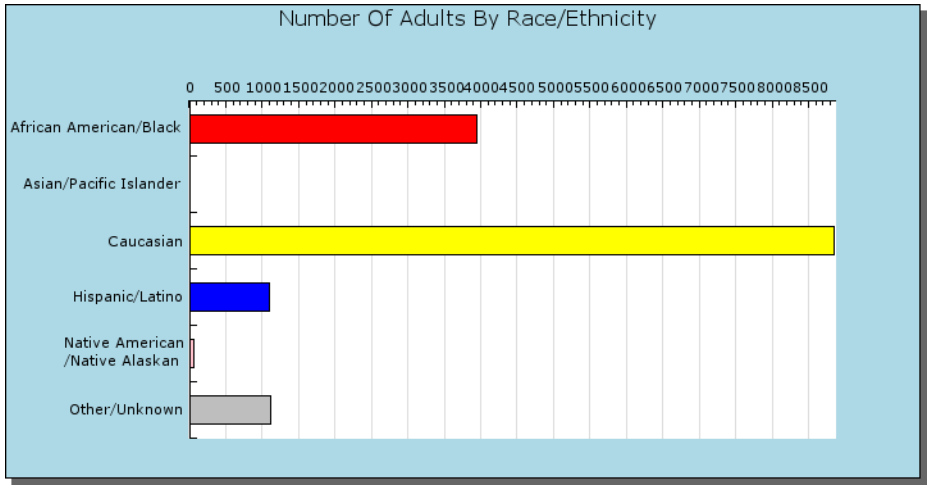

Domestic Violence Services in Virginia - VAdata Report

Domestic Violence Services 1/1/10 - 12/31/10

Advocacy Services: Children

4,368 Children Received 89,789 Hours Of Domestic Violence Advocacy Services

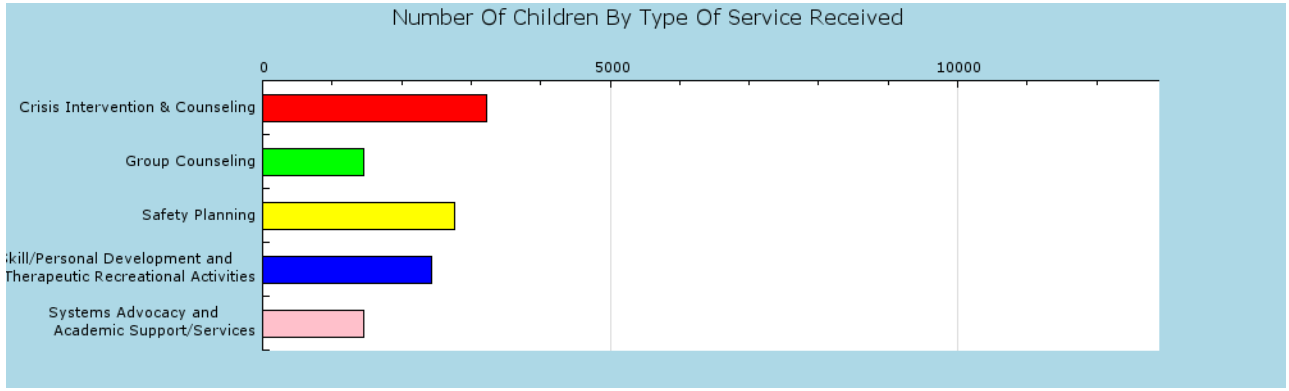

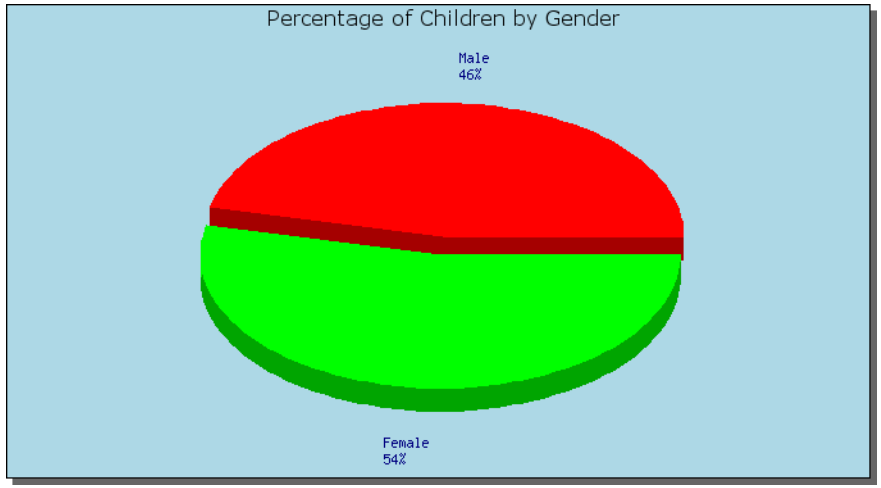

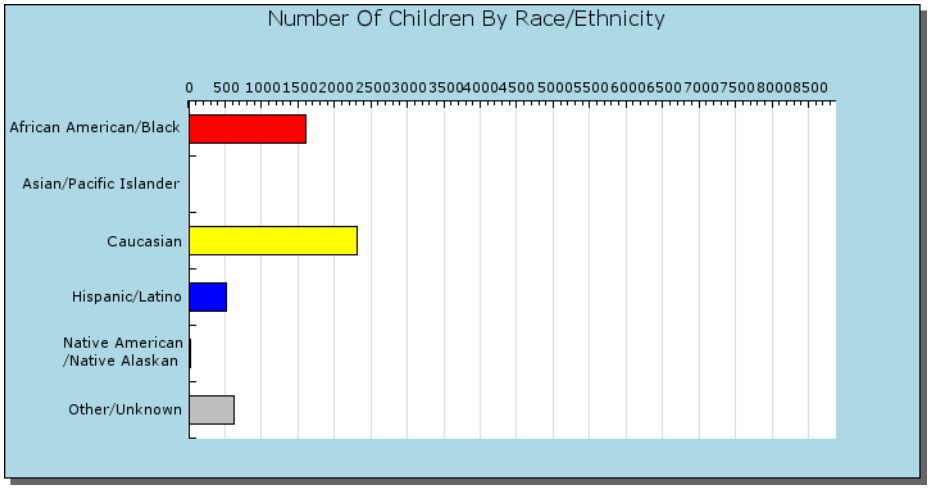

Domestic Violence Services in Virginia - VAdata Report

Domestic Violence Services 1/1/10 - 12/31/10

Safety and Risk Factors Reported By Victims

20% of people receiving advocacy services reported the perpetrator used a weapon, including a firearm against the victim.

34% of people receiving advocacy services had to relocate or became homeless as a result of domestic violence.

51% of people receiving advocacy services reported the presenting domestic violence experience to police.

Impact Of Services Provided

74% of hotline callers reported the services received were helpful.

69% of children or their parents received safety planning specific to the children.

89% of adults who had at least one identified risk factor specific to domestic violence received safety planning.

Family Plans At Time Of Shelter Exit

Stable Housing = Self-Supported or Transitional Housing
Unstable Housing = Residence of friend/relative, other shelter, left area

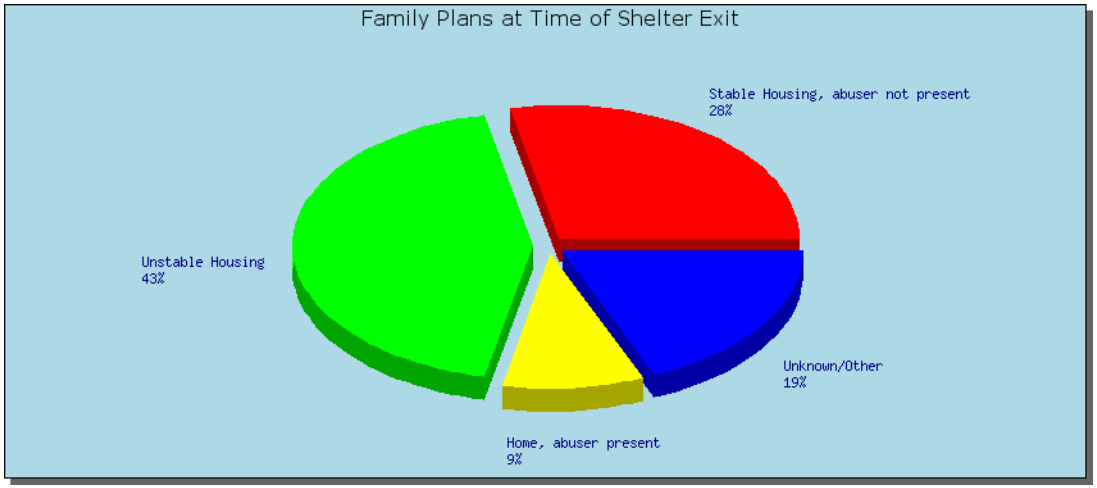

Domestic Violence Services in Virginia - VAdata Report

Domestic Violence Services 1/1/10 - 12/31/10

Perpetrator Information

Perpetrators of Domestic Violence Perpetrated Against Children and Youth (includes children exposed to domestic violence)

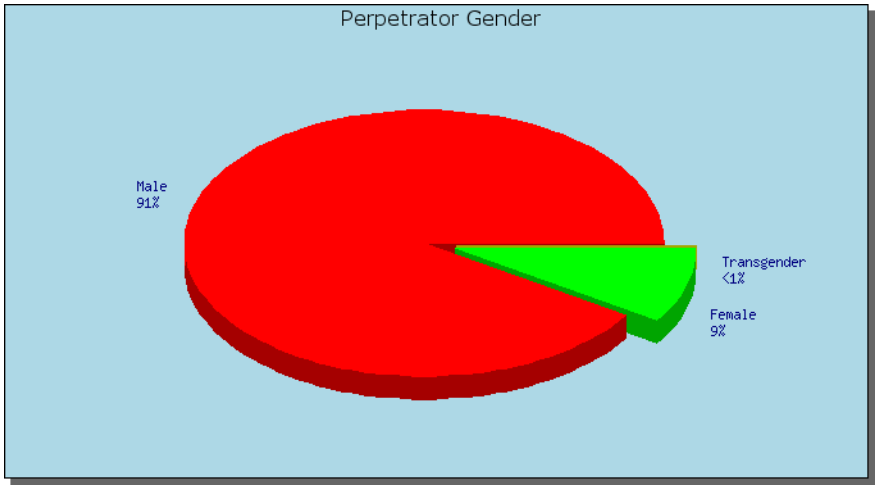

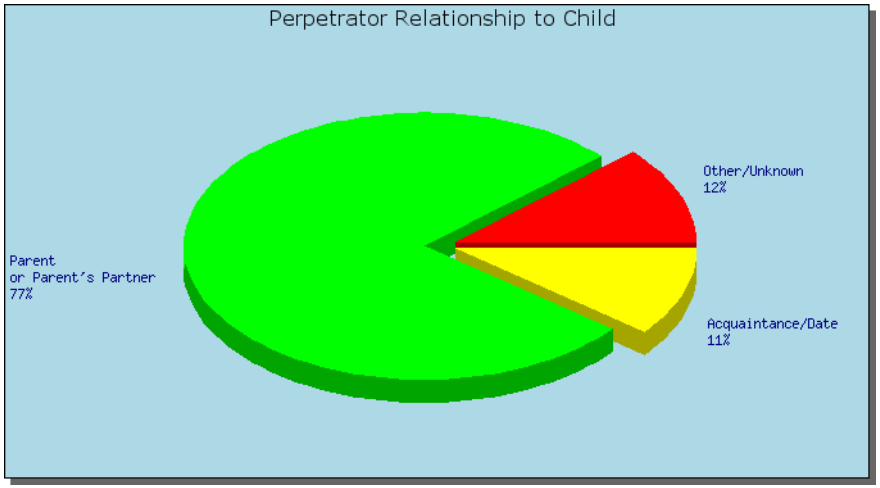
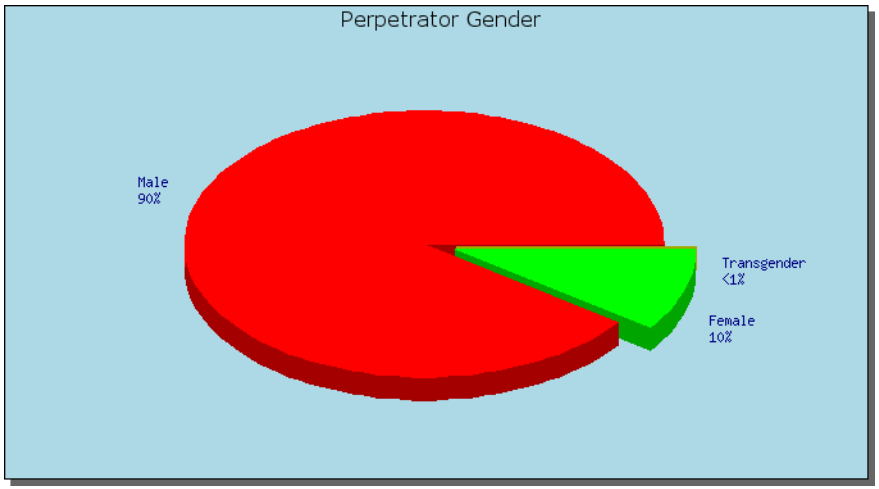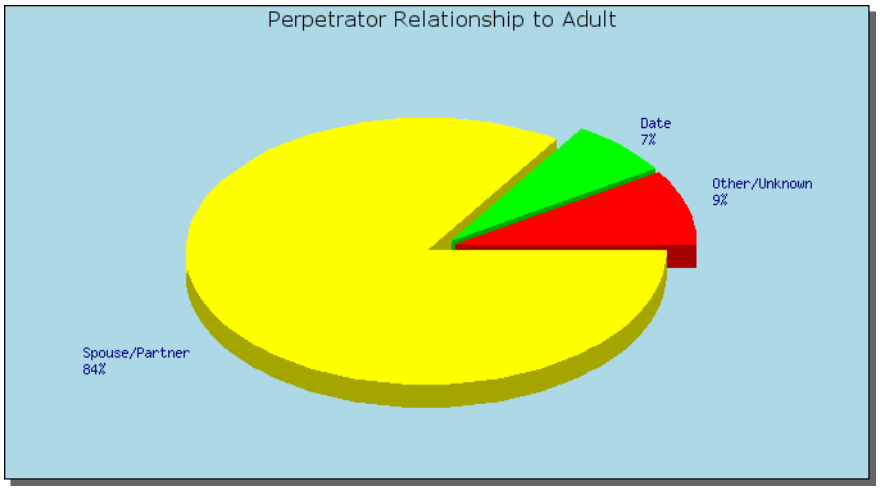
Perpetrators of Domestic Violence Against Adults