

Sexual Violence Services in Virginia - VAdata Report

Sexual Violence Services 1/1/09 - 12/31/09

Persons Receiving Sexual Violence Advocacy Services

Results	Total
Total Adults Served	4,418
Total Child/Youth Served	1,841

Hotline Contacts (callers may have described more than 1 issue)

Results	Total
Number of Sexual Violence Presenting Calls	8,318
% of Sexual Violence presenting hotline calls where the sexual violence was perpetrated against children	39%
Number of Domestic Violence Presenting Calls	34,985
Number of Other Service Calls (where no Sexual or Domestic Violence reported)	22,205
Total Number of Hotline Calls	63,270

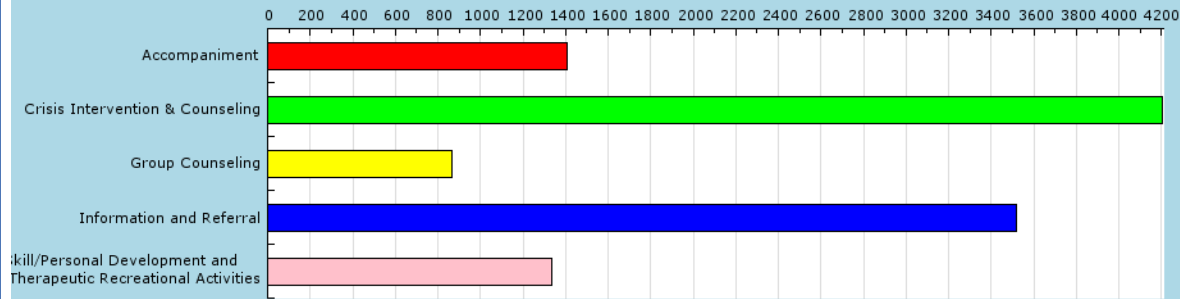
Sexual Violence Services in Virginia - VAdata Report

Sexual Violence Services 1/1/09 - 12/31/09

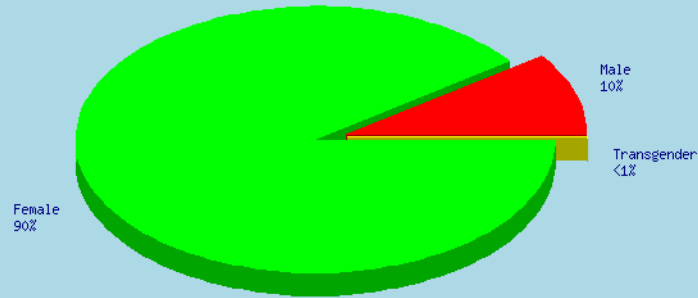
Advocacy Services: Adults

4,418 Adults Received 39,448 Hours of Sexual Violence Advocacy Services

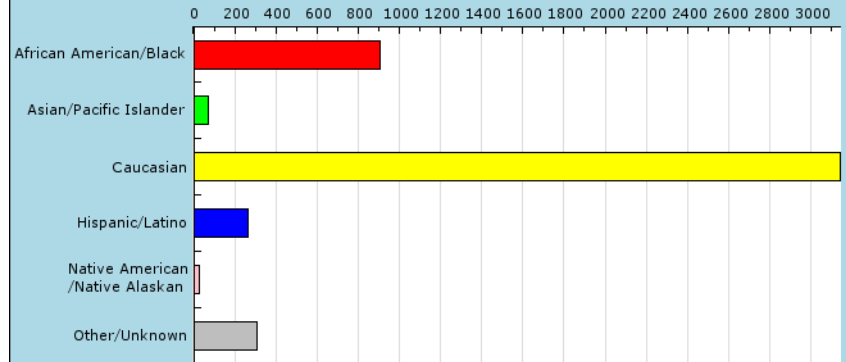
Number Of Adults By Type Of Service Received



Percentage Of Adults By Gender



Number Of Adults By Race/Ethnicity



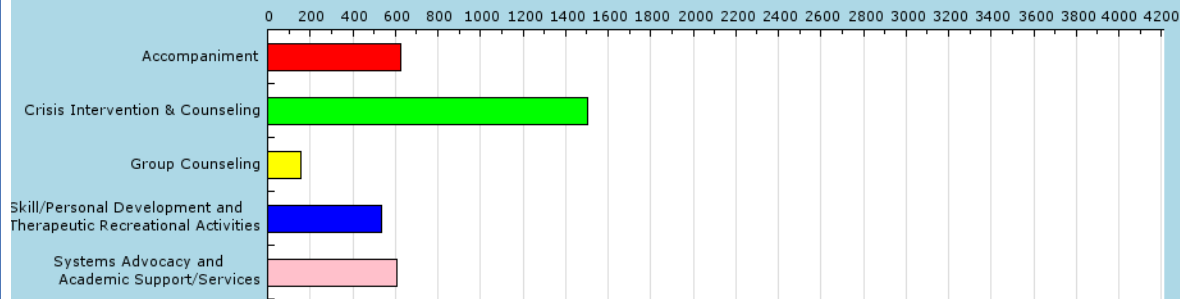
Sexual Violence Services in Virginia - VAdata Report

Sexual Violence Services 1/1/09 - 12/31/09

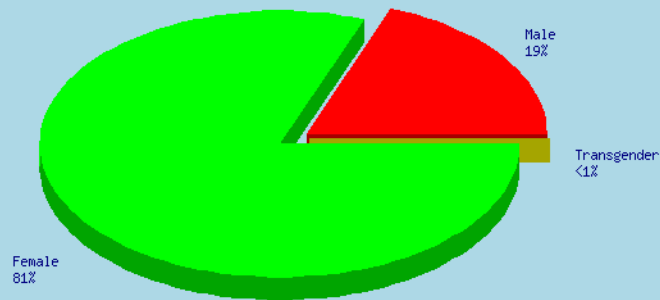
Advocacy Services: Children

1,841 Children Received 15,853 Hours of Sexual Violence Advocacy Services

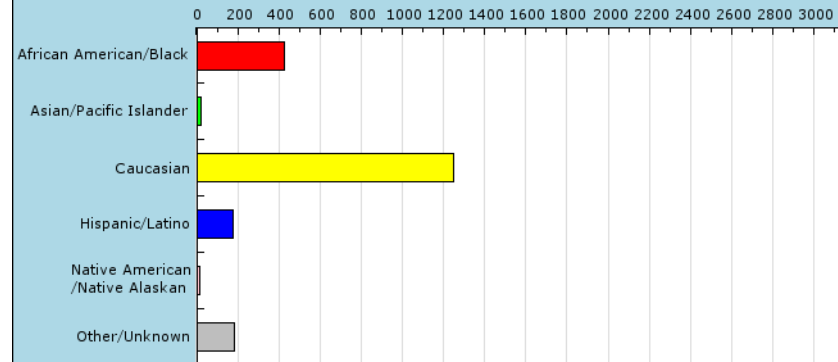
Number Of Children By Type Of Service Received



Percentage Of Children By Gender



Number Of Children By Race/Ethnicity



Sexual Violence Services in Virginia - VAdata Report

Sexual Violence Services 1/1/09 - 12/31/09

Safety and Risk Factors Reported By Victims

36% of people receiving advocacy services reported the perpetrator used a weapon, including a firearm against the victim.

35% of people receiving advocacy services reported the victim missed time from work/school and/or a loss of income as a result of sexual violence.

49% of people receiving advocacy services reported the presenting sexual violence experience to police.

Impact of Services Provided

79% of hotline callers reported the services received were helpful.

63% of children could identify a protective adult in their house and/or an emergency contact number.

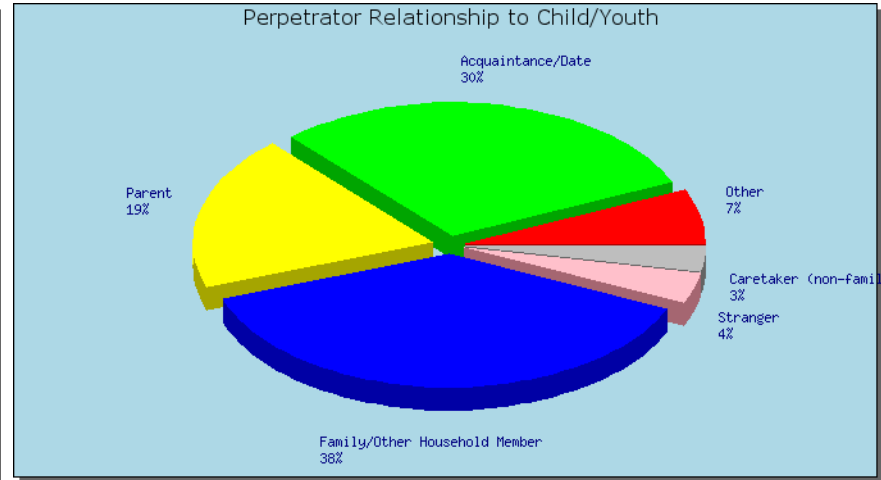
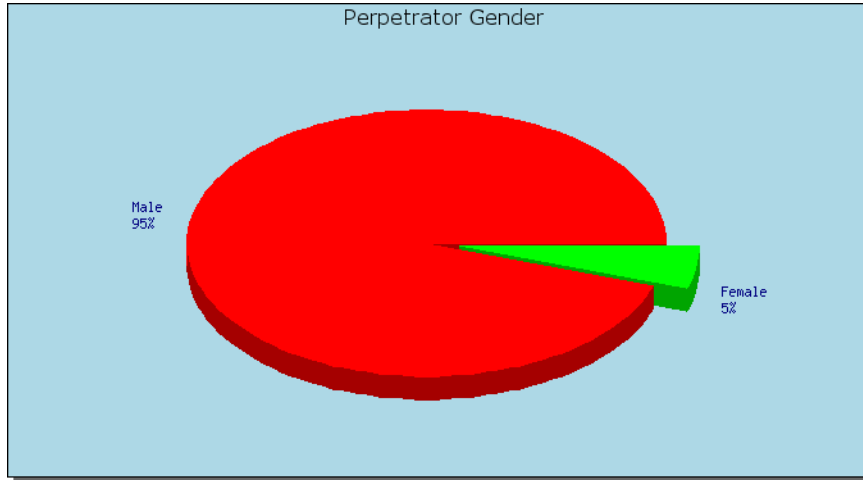
90% of people who reported sexual violence had an impact on their emotional/mental well-being received counseling/advocacy services.

Sexual Violence Services in Virginia - VAdata Report

Sexual Violence Services 1/1/09 - 12/31/09

Perpetrator Information

Perpetrators of Sexual Violence Against Children & Youth



Perpetrators of Sexual Violence Against Adults

