

Domestic Violence Services in Virginia - VAdata Report

Domestic Violence Services 1/1/09 - 12/31/09

Persons Receiving Domestic Violence Advocacy Services

Localities	Total
Total Adults Served	12,814
Total Children/Youth Served	4,175

Hotline Contacts (callers may have described more than 1 issue)

Localities	Total
Number of Domestic Violence Presenting Calls	34,985
Number of Sexual Violence Presenting Calls	8,318
Number of Other Service Calls (where no SV or DV reported)	22,205
Total Number of Hotline Calls	63,270

Domestic Violence Services in Virginia - VAdata Report

Domestic Violence Services 1/1/09 - 12/31/09

Emergency Shelter

Localities	Total
Adults in Emergency Shelter	3,795
Children in Emergency Shelter	2,818
Nights of Emergency Shelter Provided to Adults	101,966
Nights of Emergency Shelter Provided to Children	78,981
Total Nights of Emergency Shelter Provided	180,947
Total Requests for Shelter When Shelter Was Full	2,244

Transitional Housing Services

Localities	Total
Number of Adults Housed	117
Number of Children Housed	130
Nights of Housing Provided to Adults	19,599
Nights of Housing Provided to Children	28,041
Total Nights of Housing Provided	47,640


Domestic Violence Services in Virginia - VAdata Report

Domestic Violence Services 1/1/09 - 12/31/09


Advocacy Services: Adults

12,814 Adults Received 233,304 Hours Of Domestic Violence Advocacy Services

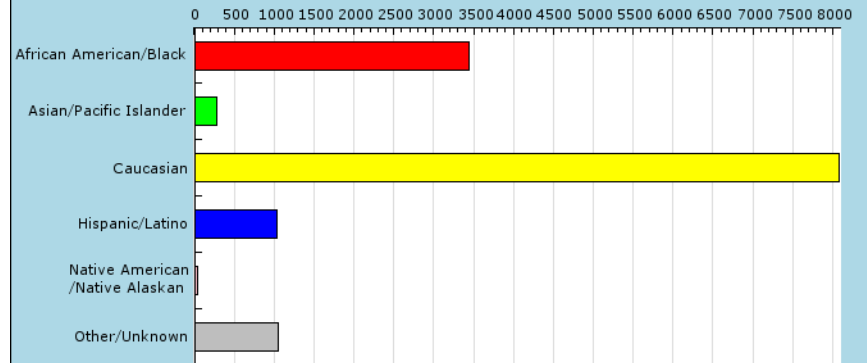
Number Of Adults By Type Of Service Received



Percentage of Adults by Gender



Number Of Adults By Race/Ethnicity



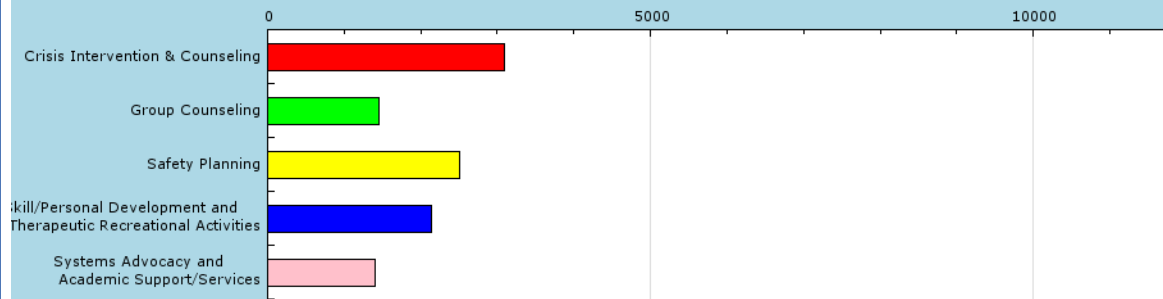
Domestic Violence Services in Virginia - VAdata Report

Domestic Violence Services 1/1/09 - 12/31/09

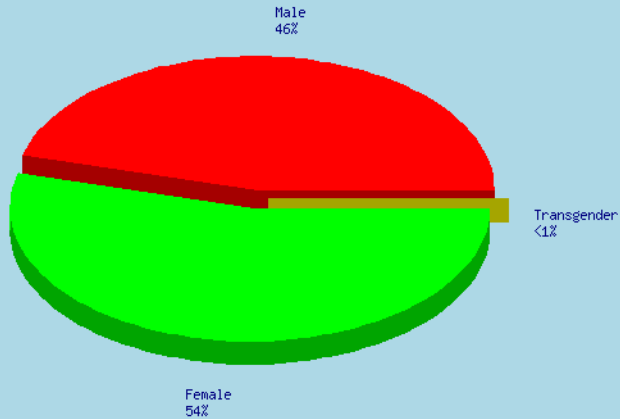
Advocacy Services: Children

4,175 Children Received 72,999 Hours Of Domestic Violence Advocacy Services

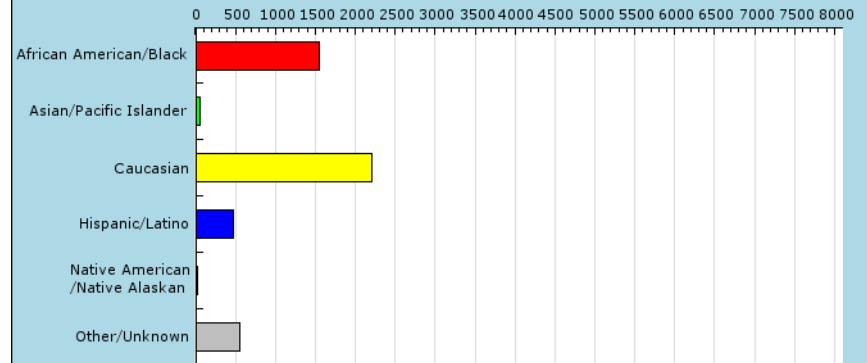
Number Of Children By Type Of Service Received



Percentage of Children by Gender



Number Of Children By Race/Ethnicity



Domestic Violence Services in Virginia - VAdata Report

Domestic Violence Services 1/1/09 - 12/31/09

Safety and Risk Factors Reported By Victims

- 21% of people receiving advocacy services reported the perpetrator used a weapon, including a firearm against the victim.
- 36% of people receiving advocacy services had to relocate or became homeless as a result of domestic violence.
- 52% of people receiving advocacy services reported the presenting domestic violence experience to police.

Impact Of Services Provided

- 76% of hotline callers reported the services received were helpful.
- 66% of children or their parents received safety planning specific to the children.
- 86% of adults who had at least one identified risk factor specific to domestic violence received safety planning.

Family Plans At Time Of Shelter Exit

Stable Housing = Self-Supported or Transitional Housing
Unstable Housing = Residence of friend/relative, other shelter, left area

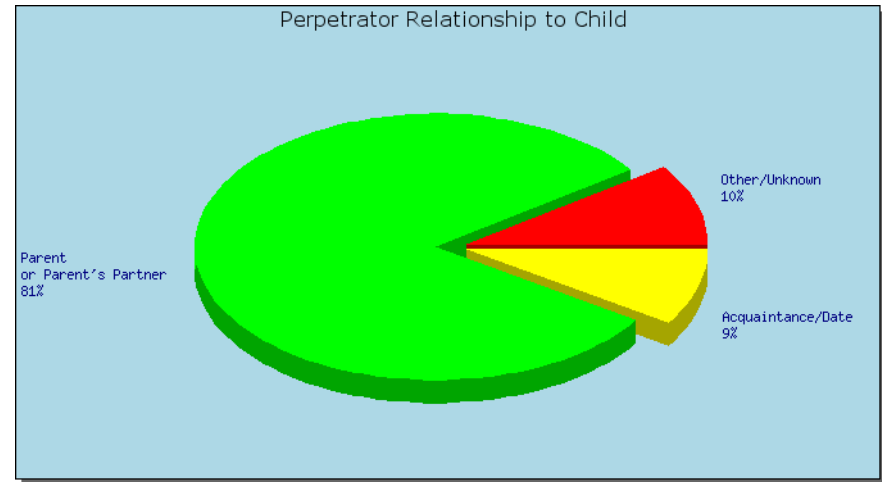
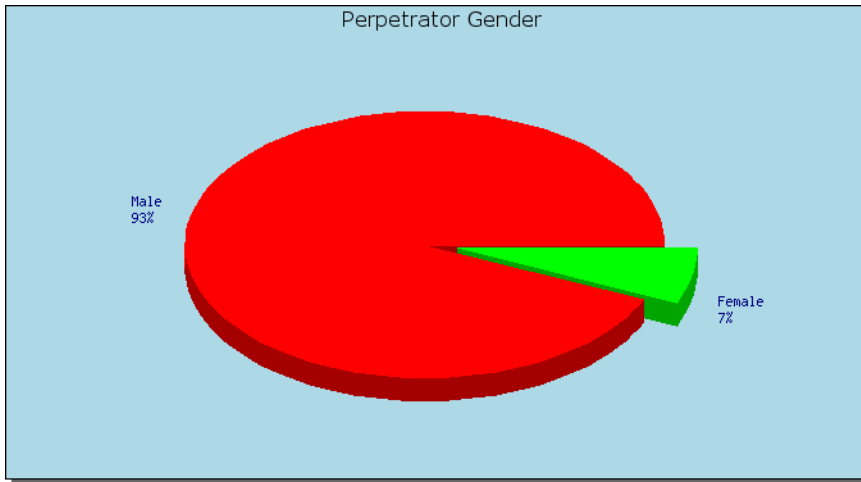


Domestic Violence Services in Virginia - VAdata Report

Domestic Violence Services 1/1/09 - 12/31/09

Perpetrator Information

Perpetrators of Domestic Violence Perpetrated Against Children and Youth (includes children exposed to domestic violence)



Perpetrators of Domestic Violence Against Adults

