

# Domestic Violence Services in Virginia - VAdata Report

Domestic Violence Services 1/1/08 - 12/31/08

## Persons Receiving Domestic Violence Advocacy Services

Localities	Total
Total Adults Served	11,922
Total Children/Youth Served	3,868

## Hotline Contacts (callers may have described more than 1 issue)

Localities	Total
Number of Domestic Violence Presenting Calls	31,976
Number of Sexual Violence Presenting Calls	7,477
Number of Other Service Calls (where no SV or DV reported)	21,011
Total Number of Hotline Calls	58,587

# Domestic Violence Services in Virginia - VAdata Report

Domestic Violence Services 1/1/08 - 12/31/08

## Emergency Shelter

Localities	Total
Adults in Emergency Shelter	3,666
Children in Emergency Shelter	2,703
Nights of Emergency Shelter Provided to Adults	92,561
Nights of Emergency Shelter Provided to Children	79,454
Total Nights of Emergency Shelter Provided	172,015
Total Requests for Shelter When Shelter Was Full	1,455

## Transitional Housing Services

Localities	Total
Number of Adults Housed	86
Number of Children Housed	135
Nights of Housing Provided to Adults	13,201
Nights of Housing Provided to Children	25,186
Total Nights of Housing Provided	38,387


# Domestic Violence Services in Virginia - VAdata Report

Domestic Violence Services 1/1/08 - 12/31/08


Advocacy Services: Adults

## 11,922 Adults Received 236,711 Hours Of Domestic Violence Advocacy Services

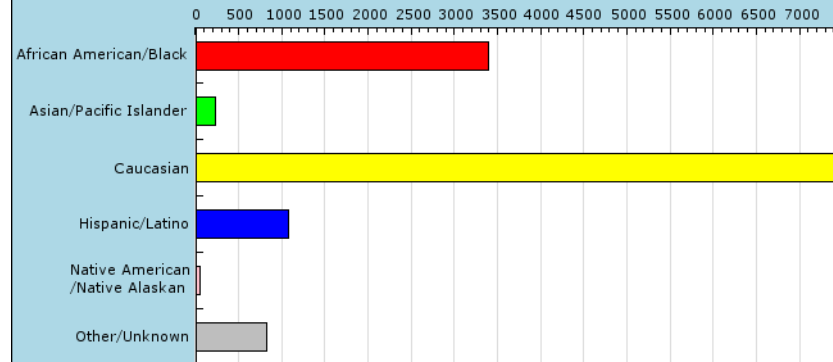
Number Of Adults By Type Of Service Received



Percentage of Adults by Gender



Number Of Adults By Race/Ethnicity



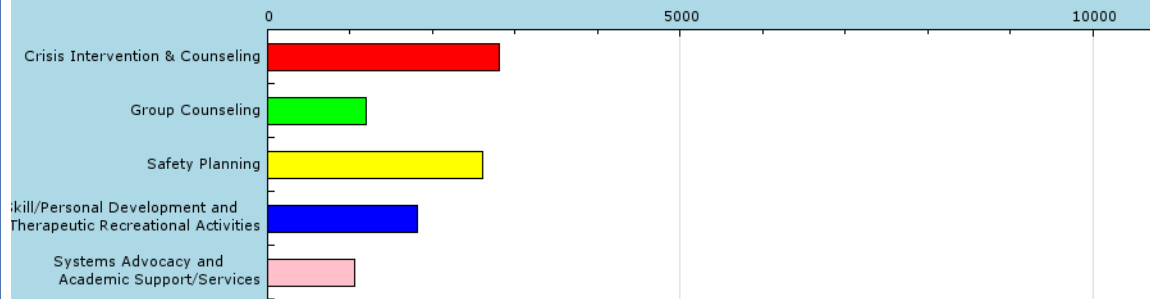
# Domestic Violence Services in Virginia - VAdata Report

Domestic Violence Services 1/1/08 - 12/31/08

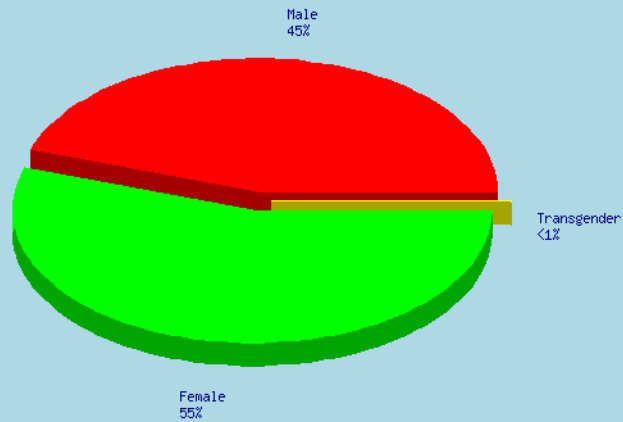
Advocacy Services: Children

## 3,868 Children Received 49,037 Hours Of Domestic Violence Advocacy Services

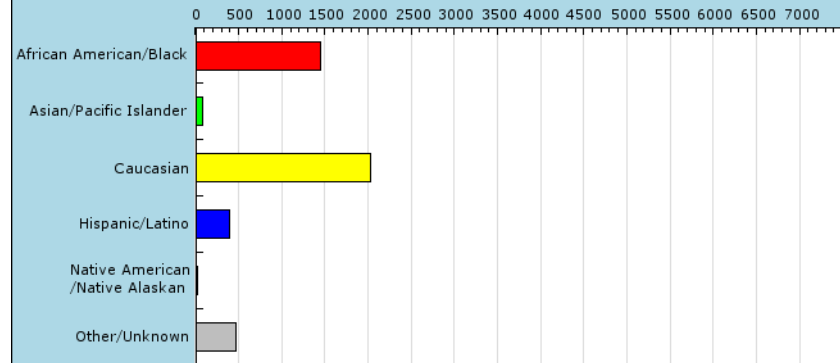
Number Of Children By Type Of Service Received



Percentage of Children by Gender



Number Of Children By Race/Ethnicity



# Domestic Violence Services in Virginia - VAdata Report

Domestic Violence Services 1/1/08 - 12/31/08

## Safety and Risk Factors Reported By Victims

- 23% of people receiving advocacy services reported the perpetrator used a weapon, including a firearm against the victim.
- 38% of people receiving advocacy services had to relocate or became homeless as a result of domestic violence.
- 52% of people receiving advocacy services reported the presenting domestic violence experience to police.

## Impact Of Services Provided

- 61% of hotline callers reported the services received were helpful.
- 71% of children or their parents received safety planning specific to the children.
- 86% of adults who had at least one identified risk factor specific to domestic violence received safety planning.

## Family Plans At Time Of Shelter Exit

Stable Housing = Self-Supported or Transitional Housing  
Unstable Housing = Residence of friend/relative, other shelter, left area

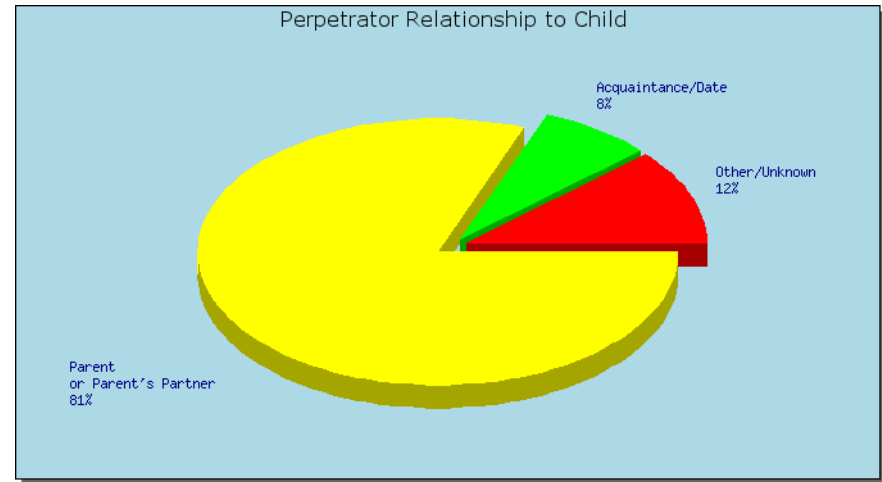
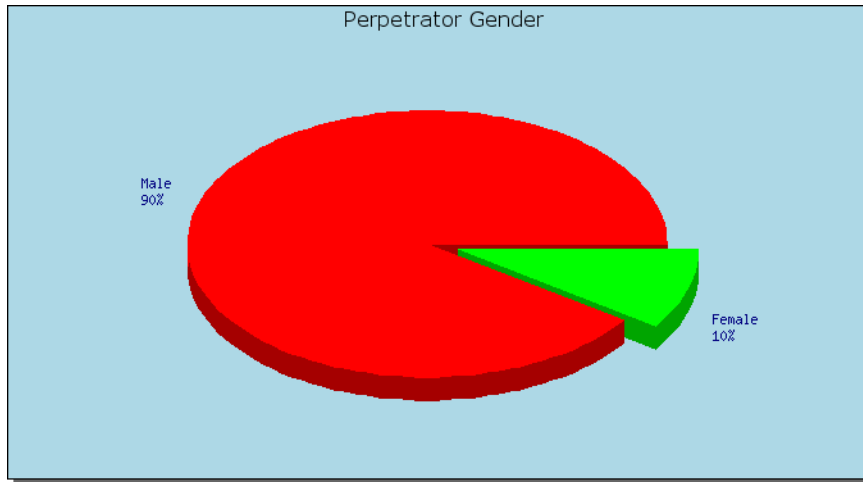


# Domestic Violence Services in Virginia - VAdata Report

Domestic Violence Services 1/1/08 - 12/31/08

Perpetrator Information

## Perpetrators of Domestic Violence Perpetrated Against Children and Youth (includes children exposed to domestic violence)



## Perpetrators of Domestic Violence Against Adults

