

# 2006 Sexual Violence Services in Virginia

## Adults Served

### Gender

Female	94%
Male	6%
Transgender	< 1%

### Race/Ethnicity

Caucasian	66%
African-American	21%
Latino/a	8%
Bi/Multi-Racial	2%
Asian	1%
Native American	1%
Other/Unknown	1%

### Age

18-29 years	42%
30-44 years	38%
45-64 years	19%
over 65 years	1%

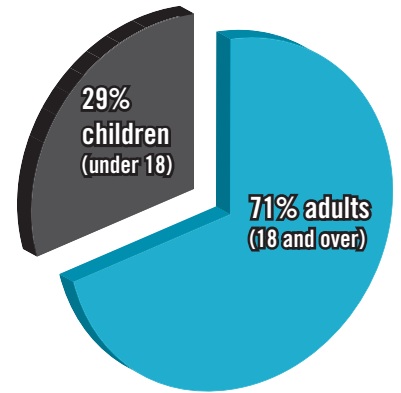
### Types of Sexual Violence

Sexual Assault/ Rape	53%
Adult Assaulted as a Child	17%
Incest/Assault of a Child	11%
Other Sexual Violence	19%

## Advocacy Services

Sexual Assault Service Providers assisted 2,688 adult and child victims of sexual violence in 2006, providing 35,542 hours of advocacy services.

The sexual victimization of children was the primary concern for half of all victims (adult and child) seeking services.



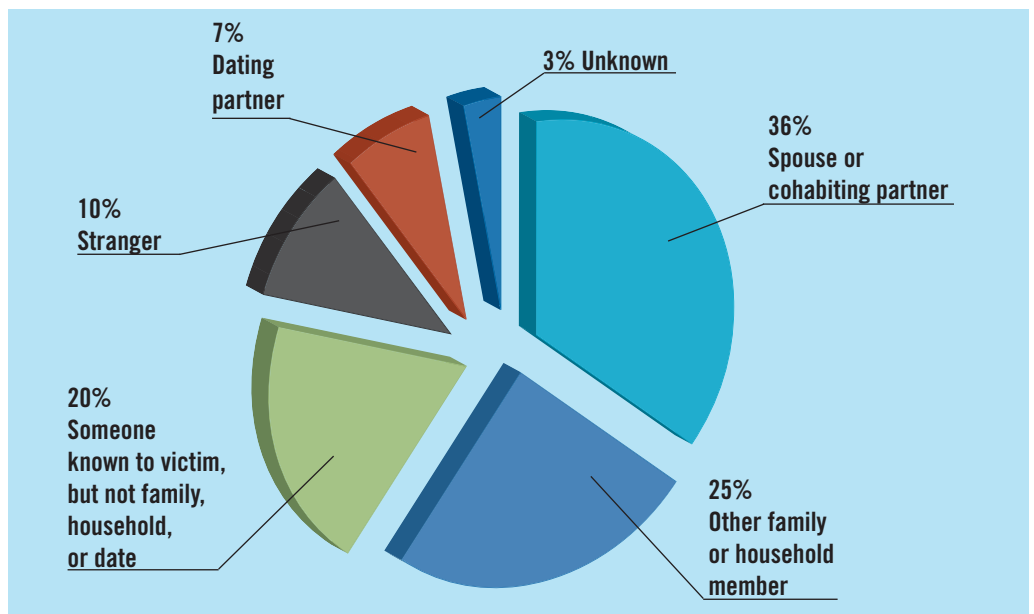
Advocacy Services in 2006

## Adult Services Provided

An unduplicated count of individuals receiving the listed service. (excludes services on hotline)

- 1,550 Advocacy/ Counseling/ Support
- 1,447 Education (teaching about the dynamics of violence, impact of trauma, and context of violence)
- 1,237 Crisis Intervention
- 692 Group Counseling
- 481 Financial Services (addressing economic impact of violence, e.g. loss of income & injuries)
- 278 Mental Health (clinical services)

## Perpetrator's Relationship to Adult Victim



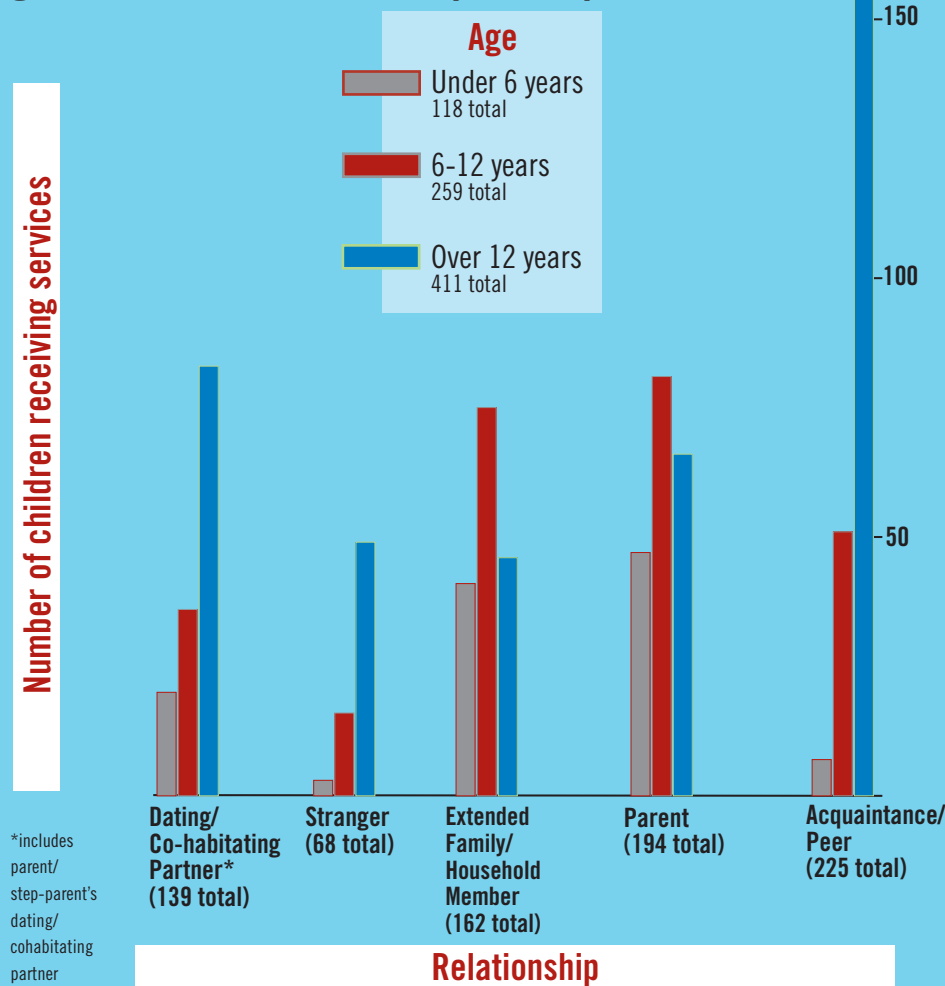
# 2006 Sexual Violence Services in Virginia

## Children Receiving Services (\*child = younger than 18 years old)

### Top 5 Services Provided to Children

- 626** Individual counseling and advocacy services to address the impact of the violence.
- 420** Developing skills, such as safety planning, conflict resolution, communication, and stress management.
- 208** Group counseling to provide information, education, and support.
- 182** Supportive services through the criminal justice system.
- 130** Participation in play groups, field trips, and special events.

### Age of Child and Relationship to Perpetrator



### Children Served

#### Gender

Female	77%
Male	23%
Transgender	0%

#### Race/Ethnicity

Caucasian	57%
African-American	25%
Bi/Multi-Racial	7%
Latino/a	8%
Native American	1%
Other	1%
Asian	< 1%
Unknown	< 1%

#### Age

13-17 years	49%
6-12 years	34%
under 6 years	15%
Unknown	2%

#### Relationship of Perpetrator to Victim

Parent, Step-Parent, or Parent's Partner	36%
Acquaintance, Peer, or Date	34%
Other Family Member	20%
Stranger/No Relation	8%
Unknown	2%